

INFOGRAPHIC PACK

Facts and figures about housing
and homelessness in brent

**SHOW HOMELESSNESS
THE DOOR!**



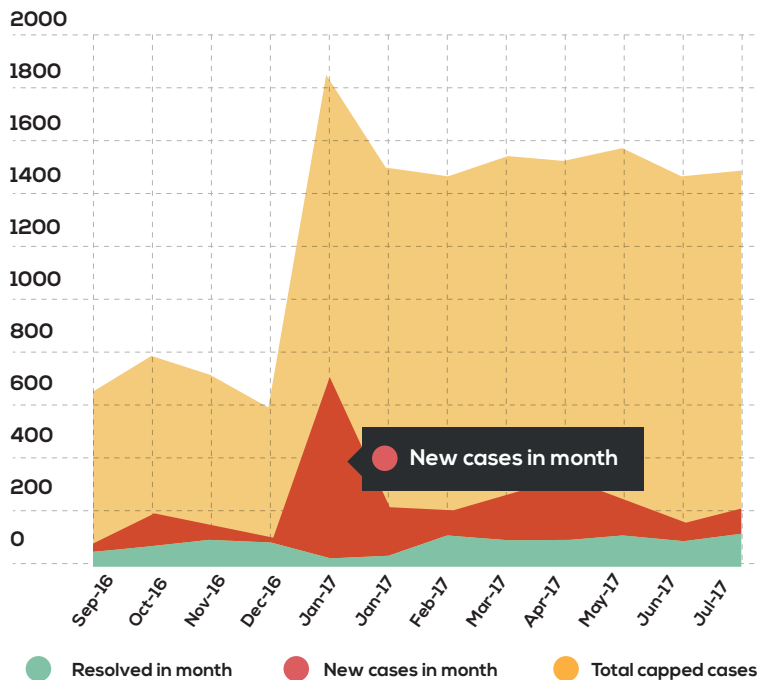
Download, share and tag on social media

#homelessness

www.brent.gov.uk/homelessness

CAPPED CASES BY MONTH IN BRENT

Homelessness is an increasing problem in London. As the number of people affected by the government's cuts rises, the number of people facing homelessness is likely to increase. This infographic illustrates the increase in the number of people in Brent who have had their benefits cut by the government's Benefit Cap since December 2016.



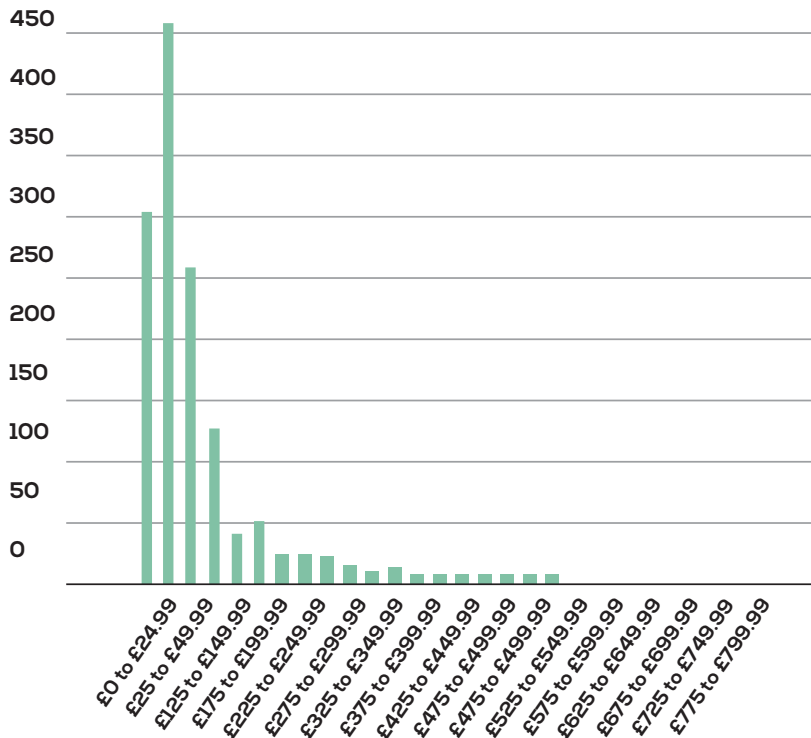
www.brent.gov.uk/homelessness

**SHOW HOMELESSNESS
THE DOOR!**

#homelessness

CAPPED CASES BY AMOUNT OF CAP IN BRENT

Homelessness could be a reality facing people on benefits who have had their entitlements reduced by the government. This infographic shows how much money Brent residents on benefits are losing per week under the government's cuts and how many households are affected by these cuts.



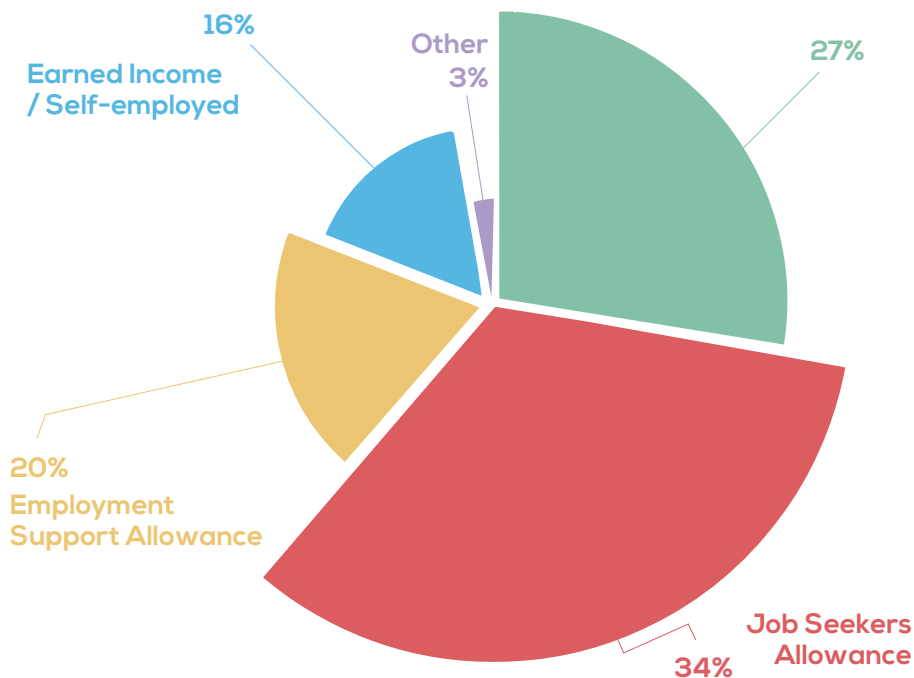
www.brent.gov.uk/homelessness

**SHOW HOMELESSNESS
THE DOOR!**

#homelessness

CAPPED CASES BY INCOME TYPE IN BRENT

This government cuts to housing benefit will mean that benefit claimants will have to top up their rent payment from their other income – which means a choice between topping up their rent or meeting other basic living costs. This infographic shows the type of income that capped benefit claimants in Brent receive. Homelessness could be an issue for people in receipt of these benefits in Brent.



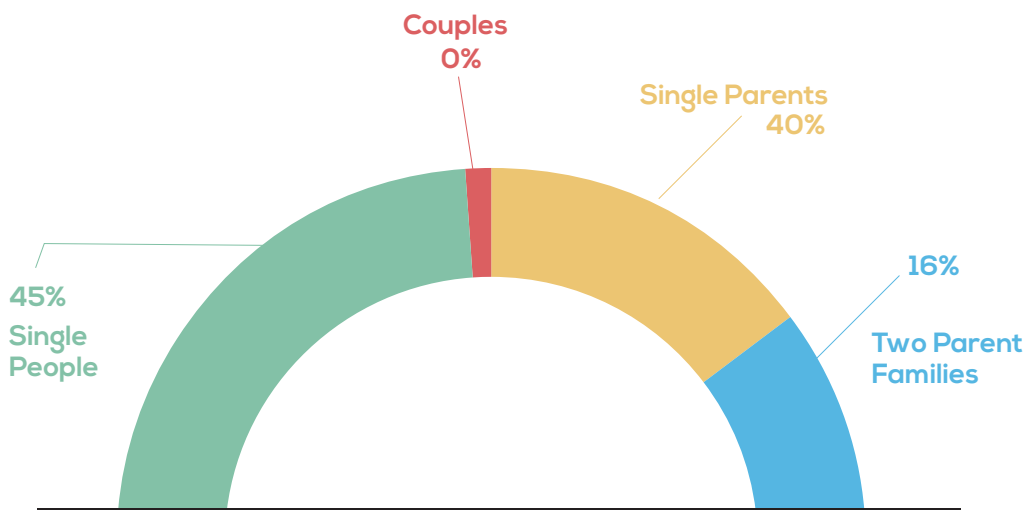
www.brent.gov.uk/homelessness

**SHOW HOMELESSNESS
THE DOOR!**

#homelessness

CAPPED CASES BY HOUSEHOLD IN BRENT

All households in Brent that now receive less money from benefits could be facing homelessness following the government's cuts to their housing benefit. This infographic shows who is being affected by these government cuts in Brent.



Brent

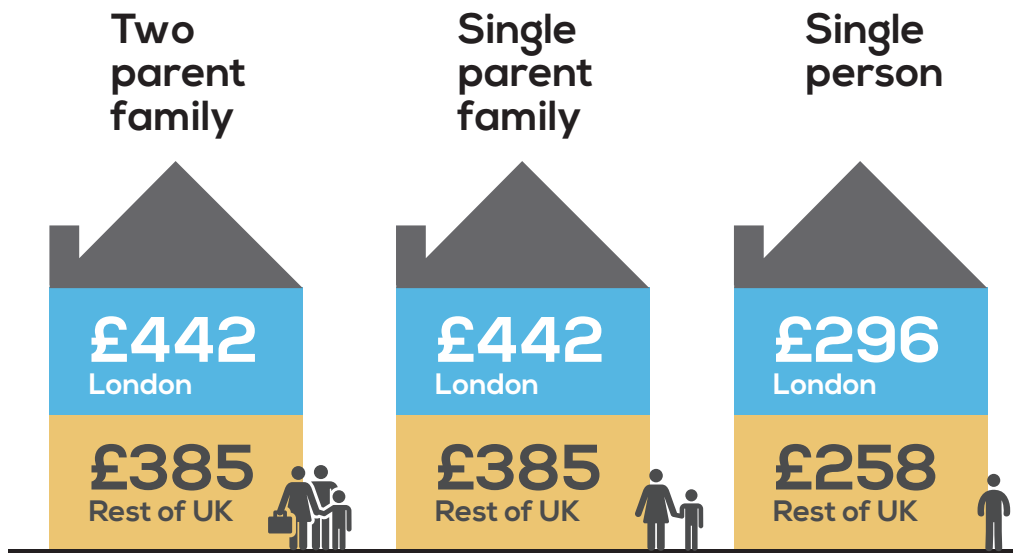
www.brent.gov.uk/homelessness

**SHOW HOMELESSNESS
THE DOOR!**

#homelessness

HOUSING BENEFITS IN BRENT

The total amount of money that benefit claimants in Brent now receive is illustrated by the figure highlighted in blue in this infographic. If a person's housing benefit and other benefits (eg job seeker's allowance) combined exceeds this amount, the sum will be cut down to the total highlighted in blue for claimants in London and yellow for the rest of the UK. Some claimants may find that they don't have enough money to pay their rent because of the government's cuts, and may face homelessness.



www.brent.gov.uk/homelessness

**SHOW HOMELESSNESS
THE DOOR!**

#homelessness

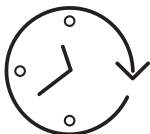
BEAT THE BENEFIT CAP IN BRENT

Benefit claimants in Brent may struggle to pay their rent after cuts to their housing benefit by the government and may be worried about homelessness. One of the ways to beat the government's benefit cut is to work more hours during the week. This infographic shows how many hours a person would have to work to beat the government cuts if they are single, or a lone parent or in a couple.



Single Person

**30 hours
a week**



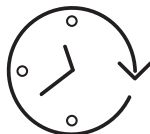
=

**BEAT THE
BENEFIT CAP**



Lone Parent

**16 hours
a week**



=

**BEAT THE
BENEFIT CAP**



Couple

**24 hours
a week**

with one of the two partners
working at least 16 hours



=

**BEAT THE
BENEFIT CAP**



www.brent.gov.uk/homelessness

**SHOW HOMELESSNESS
THE DOOR!**

#homelessness

ELECTRONIC BENEFITS CALCULATOR IN BRENT

You can use Brent's electronic benefits calculator to find out the benefits you will get if you move into work or increase your working hours.



Go to brent.entitledto.co.uk

The calculator also contains a personal budgeting tool to help you plan your finances and rent payments.



www.brent.gov.uk/homelessness

**SHOW HOMELESSNESS
THE DOOR!**

#homelessness

BRENT ADVICE MATTERS (BAM)



Brent Advice Matters (BAM) can help you with your housing worries and concerns about homelessness. Visit BAM for online advice to help you solve your problems. Visit www.bam.org.uk

Rent Being evicted
Repairs Homeless
Tenancy deposits
Licensing of shared homes
Harassment if you are a tenant



www.brent.gov.uk/homelessness

SHOW HOMELESSNESS
THE DOOR!

#homelessness

← **14 YEARS** →

2017 2018 2019 2020 2021 2022 2023 2024 2025 2026 2027 2028 2029 **2030**

THE WAITING LIST FOR A THREE-BED COUNCIL HOME



But you can use the Find Your Home Scheme today to show homelessness the door! Go to www.brent.gov.uk/services-for-residents/housing/find-your-home/



www.brent.gov.uk/homelessness

**SHOW HOMELESSNESS
THE DOOR!**

#homelessness

BRENTS ACTION PLAN



BENEFITS CAPPED?

We can help you
beat the benefit cap



EVICITION NOTICE?

Find out your rights



UNEMPLOYMENT?

Our employment services
can help you find work



FIND YOUR HOME

Find a home that is
affordable and suitable



**CLAIMING ALL
YOUR BENEFITS?**

We can help you beat
the benefit cap



Brent

www.brent.gov.uk/homelessness

**SHOW HOMELESSNESS
THE DOOR!**

#homelessness