

APPENDIX 1 FINANCIAL ASSESSMENTS AND CONTRIBUTION FOR COMMUNITY CARE SERVICES THROUGH PERSONAL BUDGETS


EQUALITY IMPACT ASSESSMENT MONITORING DATA

FINANCIAL ASSESSMENTS AND CONTRIBUTION FOR COMMUNITY CARE SERVICES THROUGH PERSONAL BUDGETS

KEY TO DATA – OPS=Older Persons Services aged 65 plus; PD= Adults aged 18-64 with a physical disability; LD=Adults aged 18-64 with a Learning Disability

DAY CARE BY AGE

Age Groups	LD Day Care	OPS Day Care	PD Day Care
18 - 64	315	9	26
65+	6	345	16
Unknown		1	
Grand Total	321	355	42

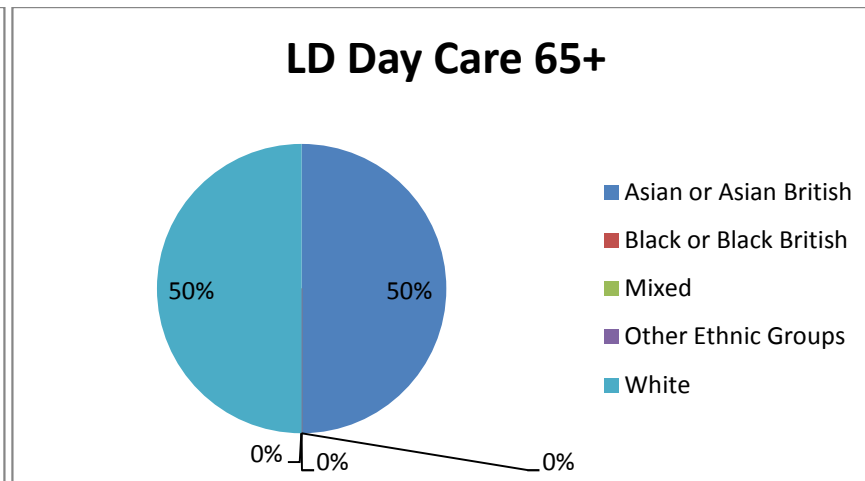
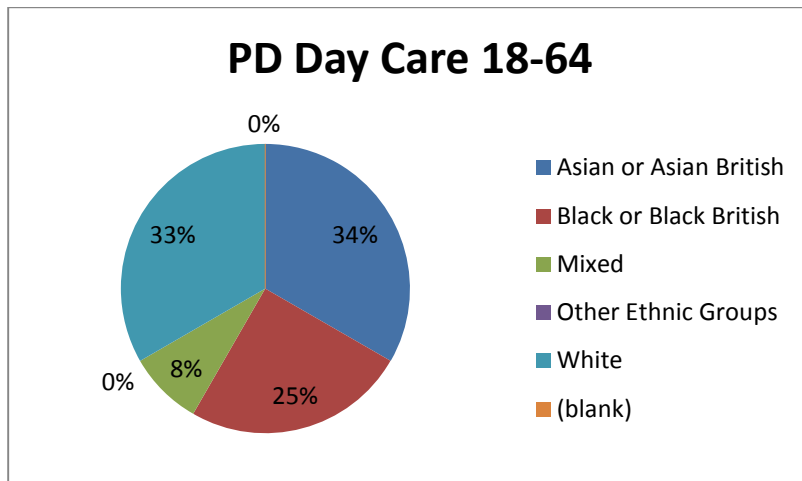
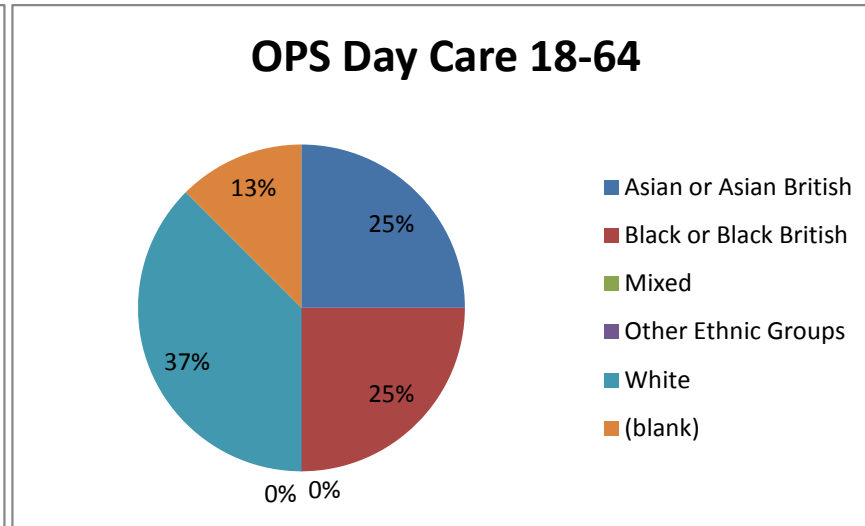
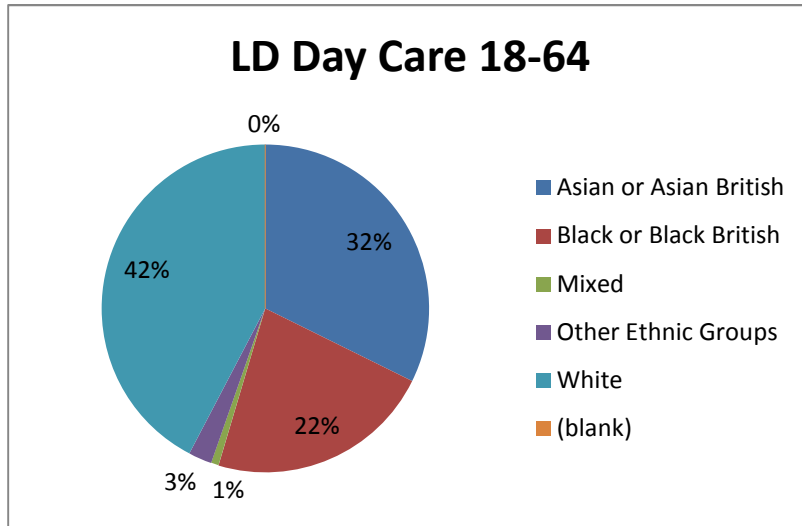


APPENDIX 1 FINANCIAL ASSESSMENTS AND CONTRIBUTION FOR COMMUNITY CARE SERVICES THROUGH PERSONAL BUDGETS

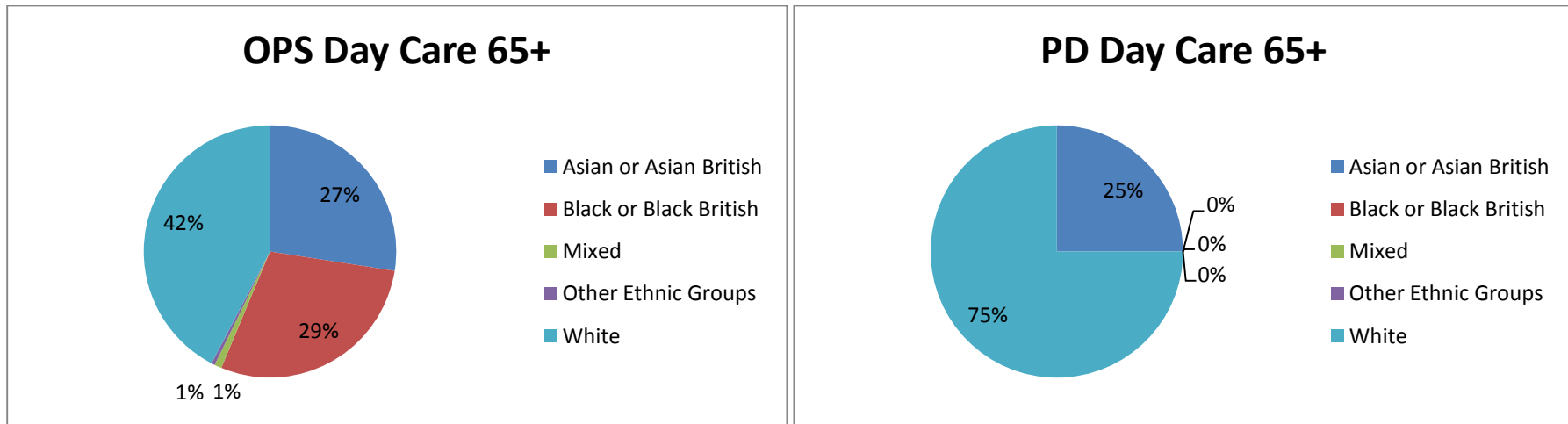
DAY CARE BY GENDER AND ETHNICITY - FEMALE

Gender	Age Groups	Ethnicity	LD Day Care	OPS Day Care	PD Day Care	Grand Total
Female	18 - 64	Asian or Asian British	42	2	4	48
		Black or Black British	29	2	3	34
		Mixed	1		1	2
		Other Ethnic Groups	3			3
		White	55	3	4	62
		(blank)		1		1
	18 - 64 Total		130	8	12	150
			LD Day Care	OPS Day Care	PD Day Care	Grand Total
	65+	Asian or Asian British	1	59	3	60
		Black or Black British		62		62
		Mixed		2		2
		Other Ethnic Groups		1		1
		White	1	91	9	104
	65+ Total		2	227		229
Female Total			132	223	24	379

APPENDIX 1 FINANCIAL ASSESSMENTS AND CONTRIBUTION FOR COMMUNITY CARE SERVICES THROUGH PERSONAL BUDGETS



APPENDIX 1 FINANCIAL ASSESSMENTS AND CONTRIBUTION FOR COMMUNITY CARE SERVICES THROUGH PERSONAL BUDGETS

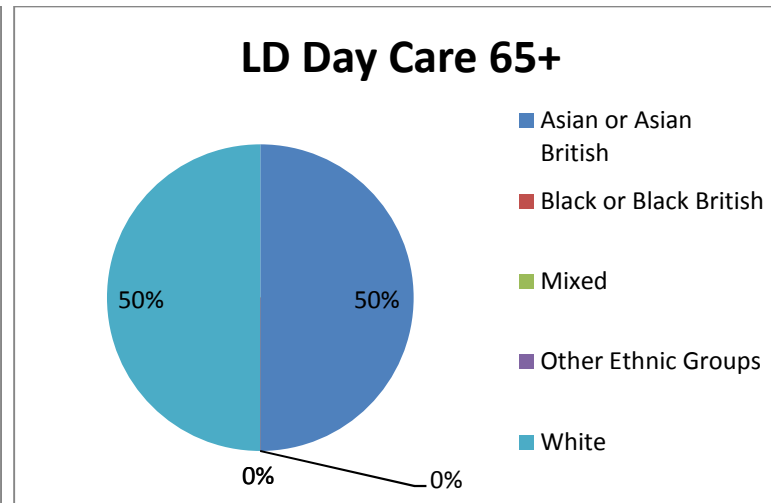
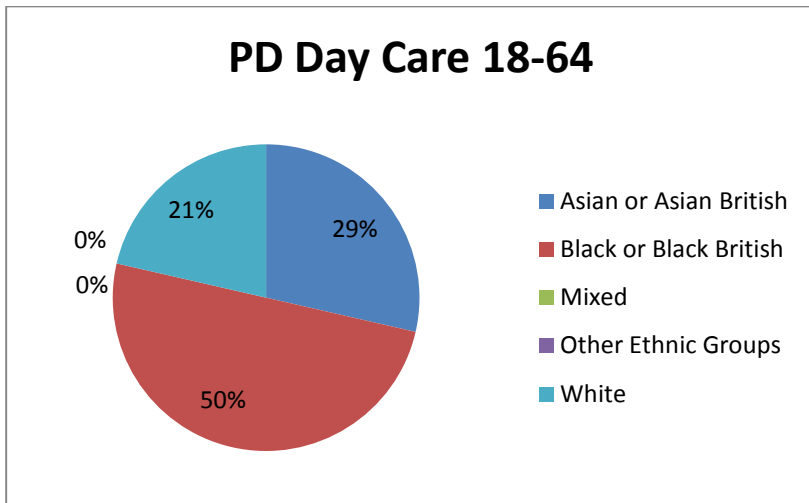
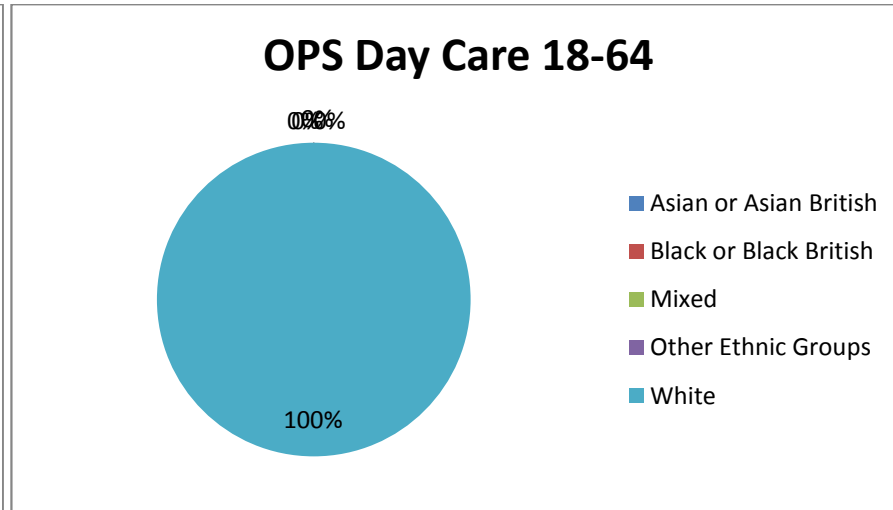
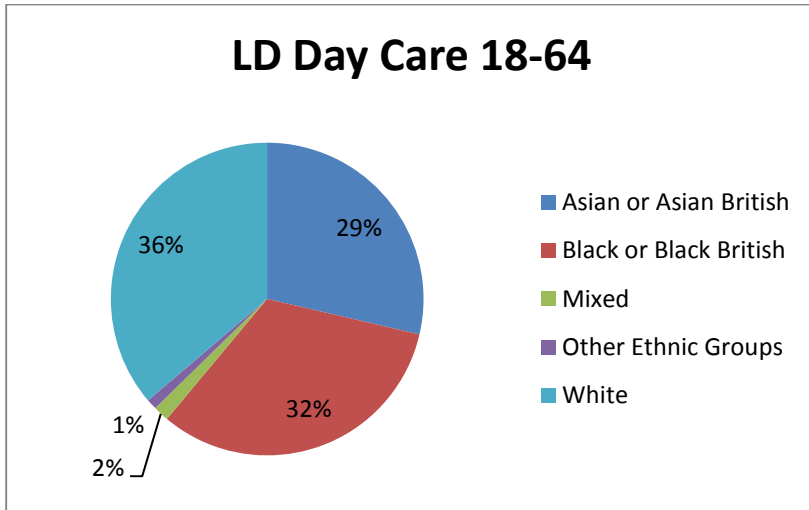


APPENDIX 1 FINANCIAL ASSESSMENTS AND CONTRIBUTION FOR COMMUNITY CARE SERVICES THROUGH PERSONAL BUDGETS

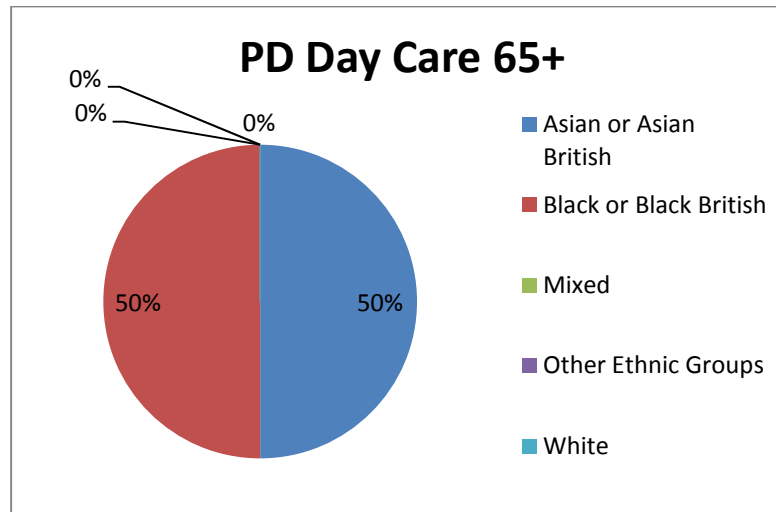
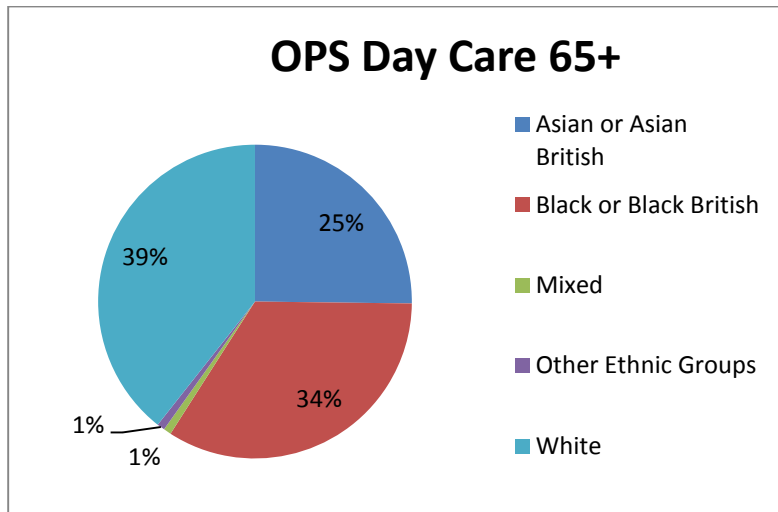
DAY CARE BY GENDER AND ETHNICITY - MALE

Gender	Age Group	Ethnicity	LD Day Care	OPS Day Care	PD Day Care	Grand Total
Male	18 - 64	Asian or Asian British	53		4	57
		Black or Black British	60		7	67
		Mixed	3			3
		Other Ethnic Groups	2			2
		White	67	1	3	71
	18 - 64 Total		185	1	14	200
			LD Day Care	OPS Day Care	PD Day Care	Grand Total
	65+	Asian or Asian British	2	32	2	36
		Black or Black British		43	2	45
		Mixed		1		1
		Other Ethnic Groups		1		1
		White	2	50		52
	65+ Total		4	127	4	135
	Unknown	White		1		1
	Unknown Total			1		1
Male Total			189	129	18	336
(blank)	65+	Asian or Asian British		2		2
		Black or Black British		1		1
	65+ Total			3		3
(blank)				3		3
TOTAL			321	355	42	718

APPENDIX 1 FINANCIAL ASSESSMENTS AND CONTRIBUTION FOR COMMUNITY CARE SERVICES THROUGH PERSONAL BUDGETS

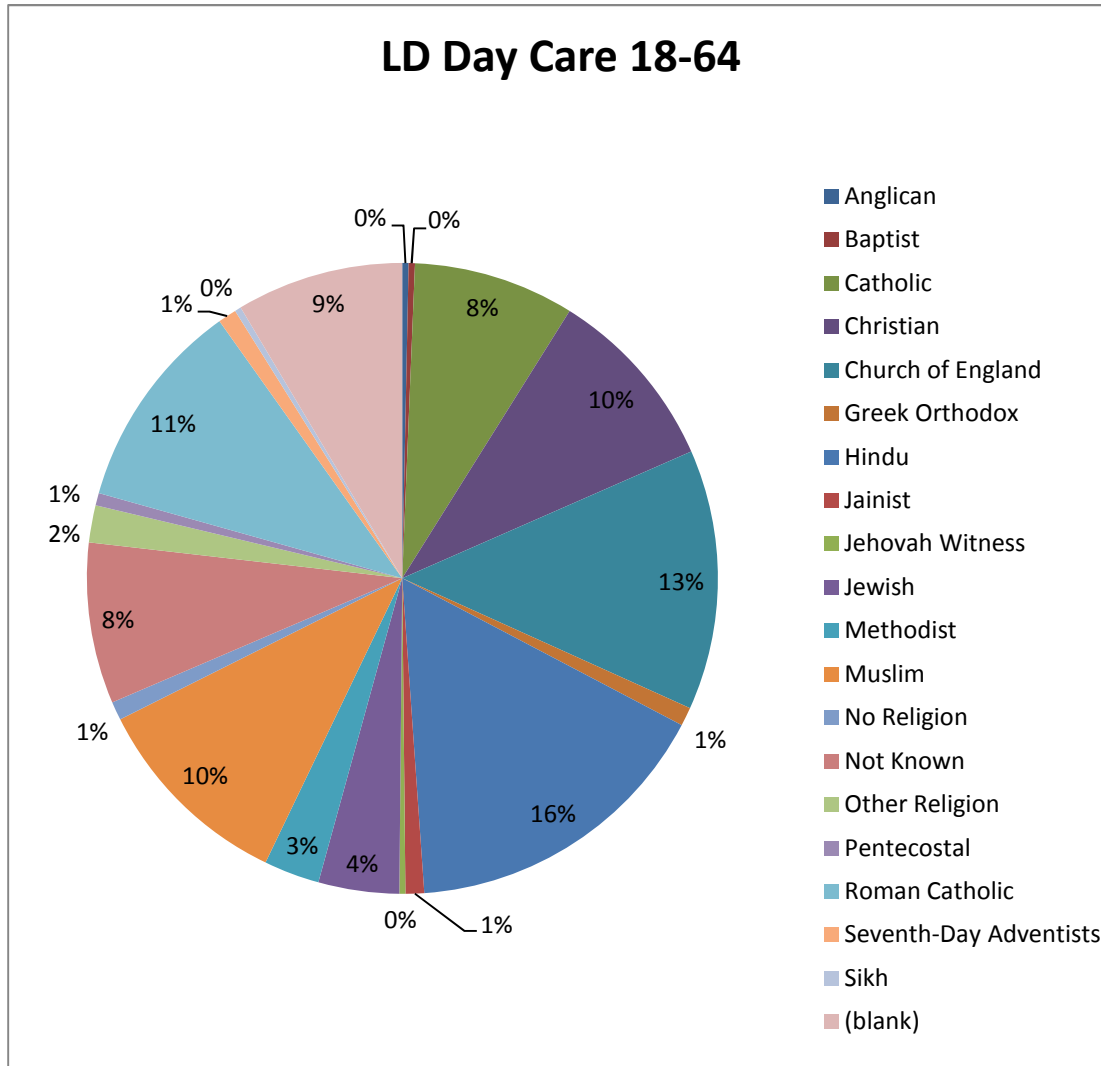


APPENDIX 1 FINANCIAL ASSESSMENTS AND CONTRIBUTION FOR COMMUNITY CARE SERVICES THROUGH PERSONAL BUDGETS

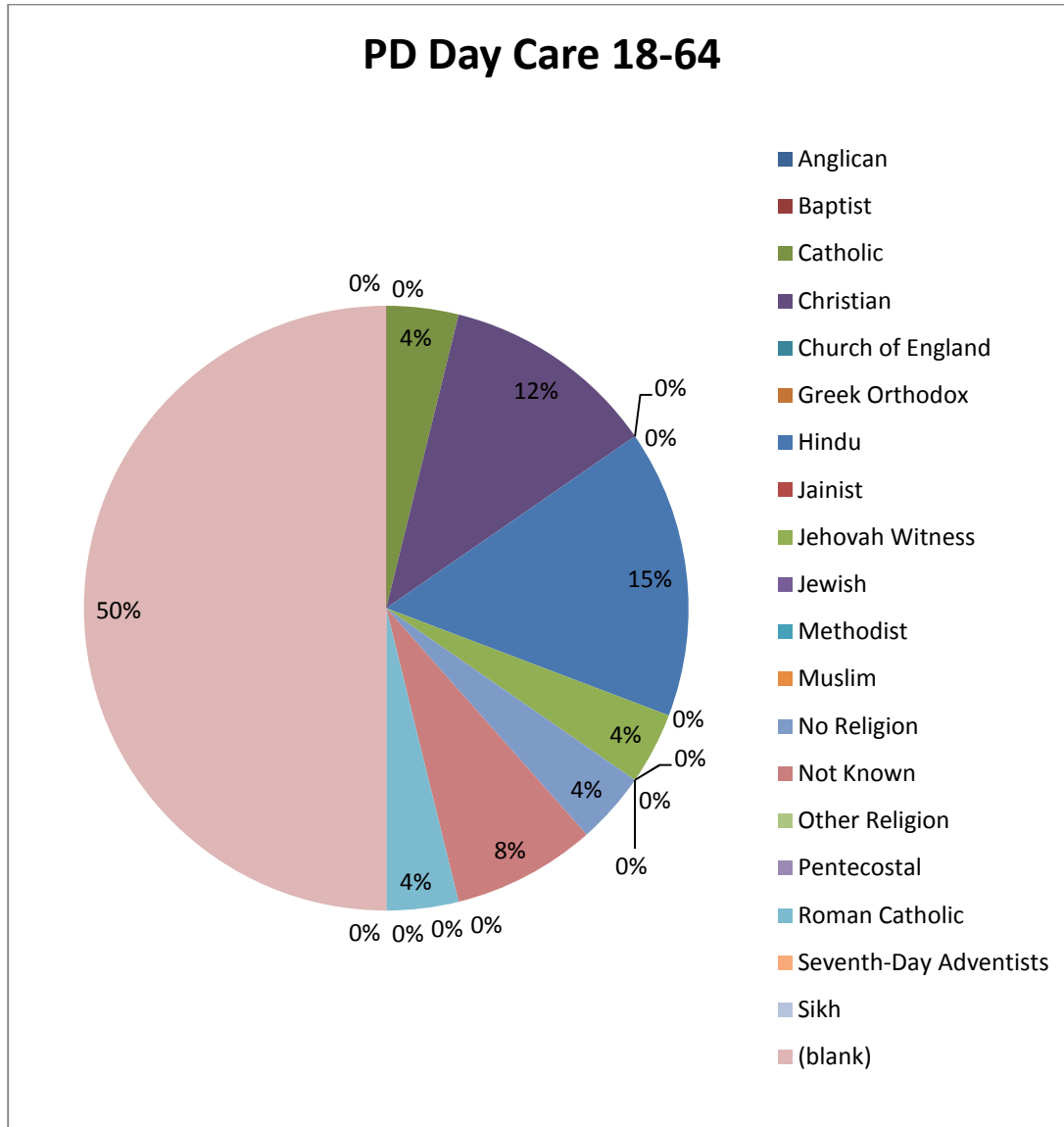


APPENDIX 1 FINANCIAL ASSESSMENTS AND CONTRIBUTION FOR COMMUNITY CARE SERVICES THROUGH PERSONAL BUDGETS

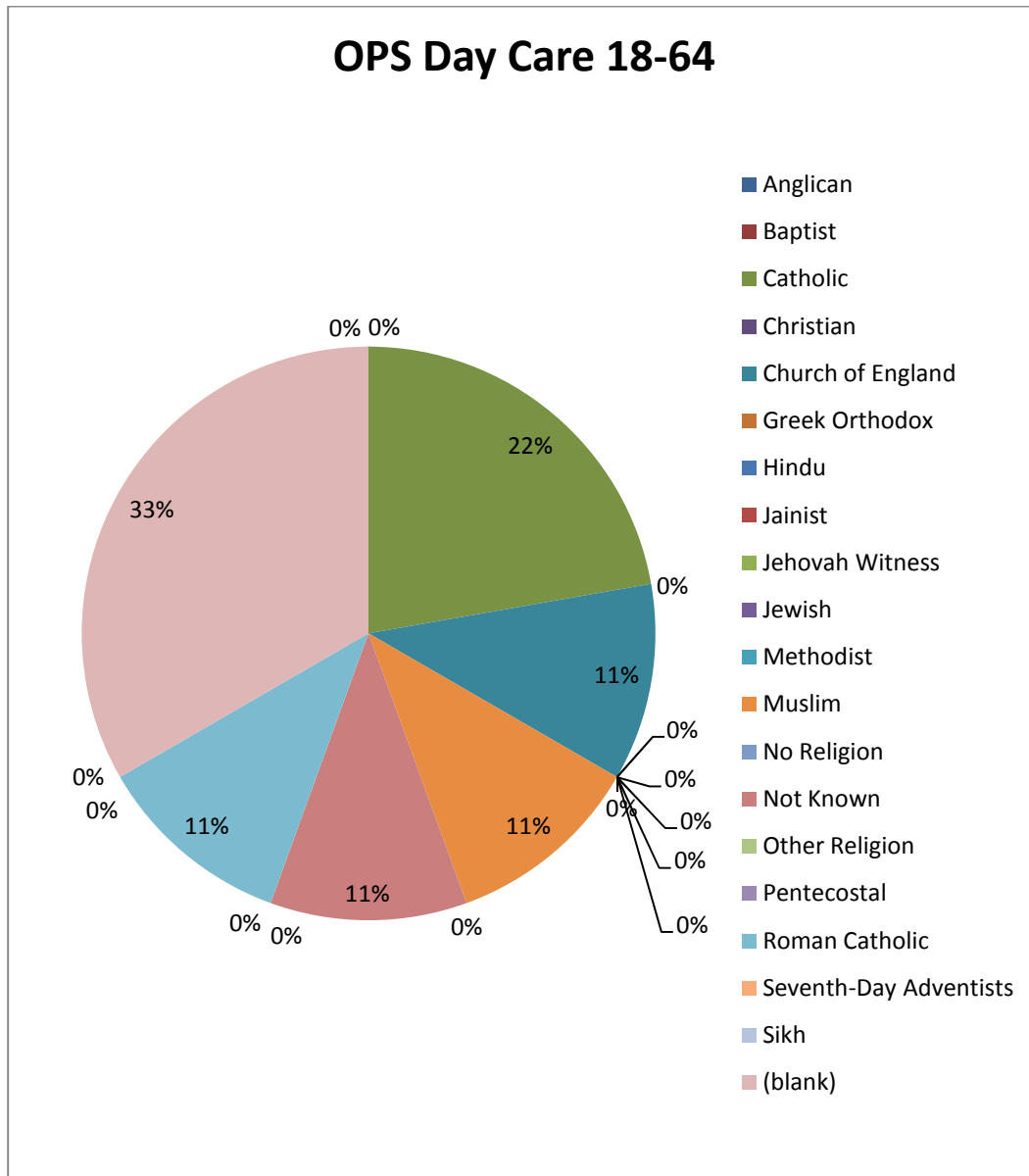
DAY CARE 18-64 BY RELIGION OR FAITH



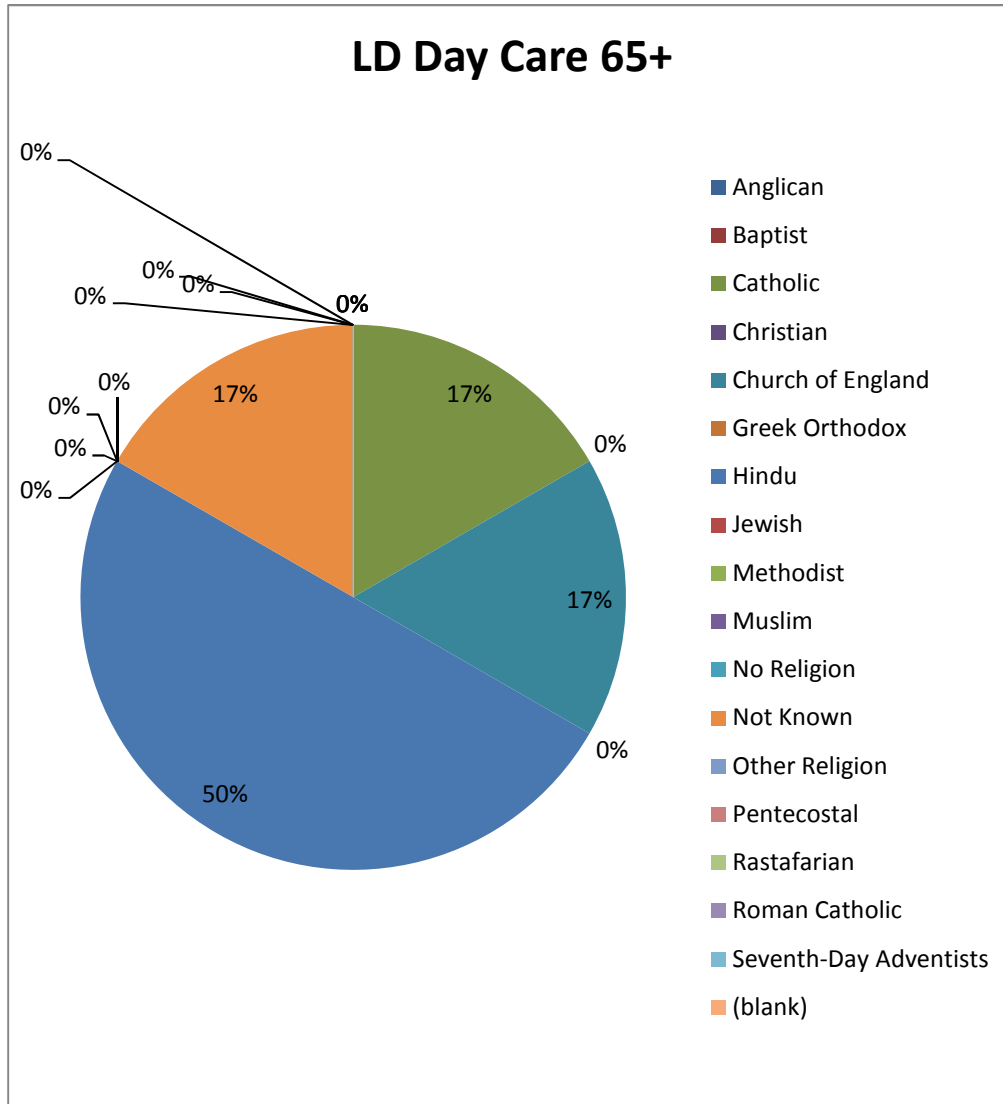
APPENDIX 1 FINANCIAL ASSESSMENTS AND CONTRIBUTION FOR COMMUNITY CARE SERVICES THROUGH PERSONAL BUDGETS



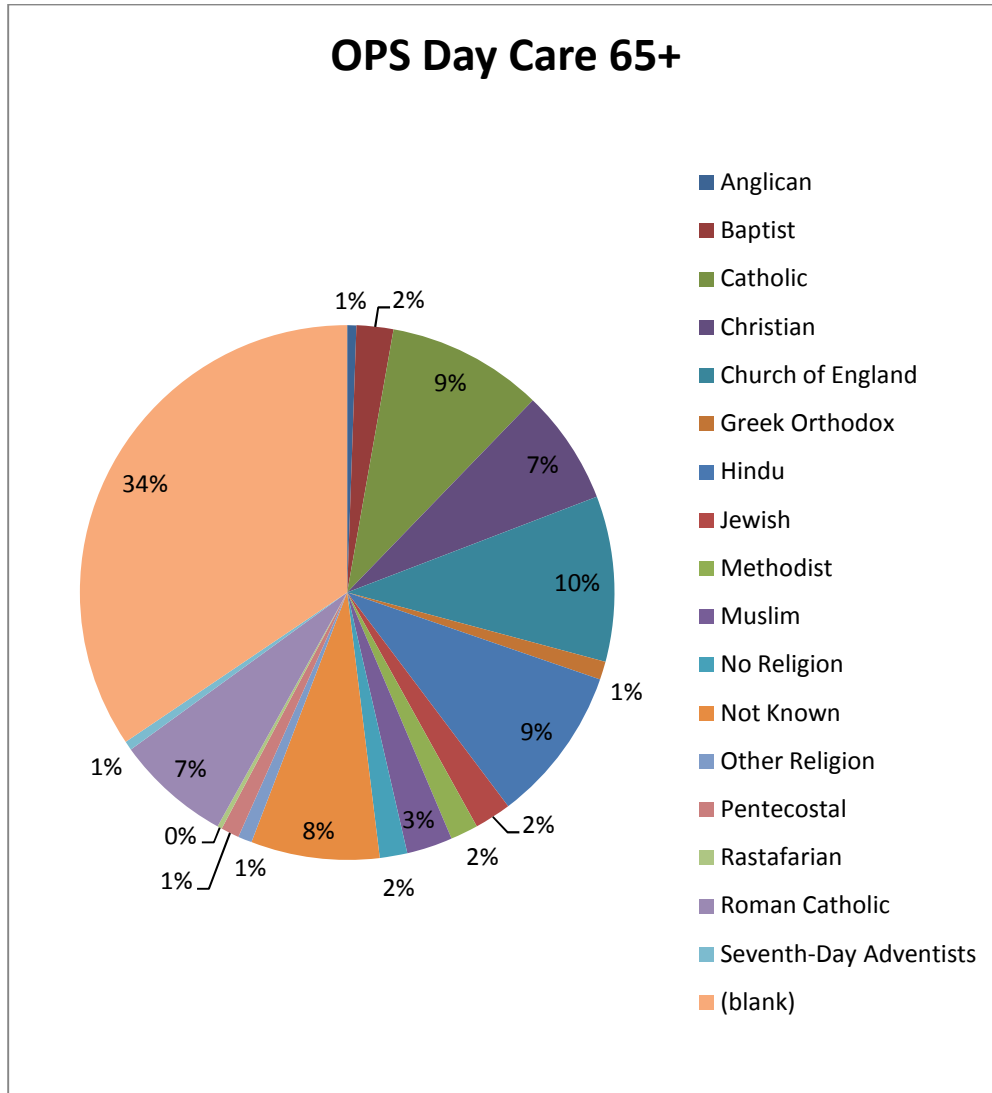
APPENDIX 1 FINANCIAL ASSESSMENTS AND CONTRIBUTION FOR COMMUNITY CARE SERVICES THROUGH PERSONAL BUDGETS



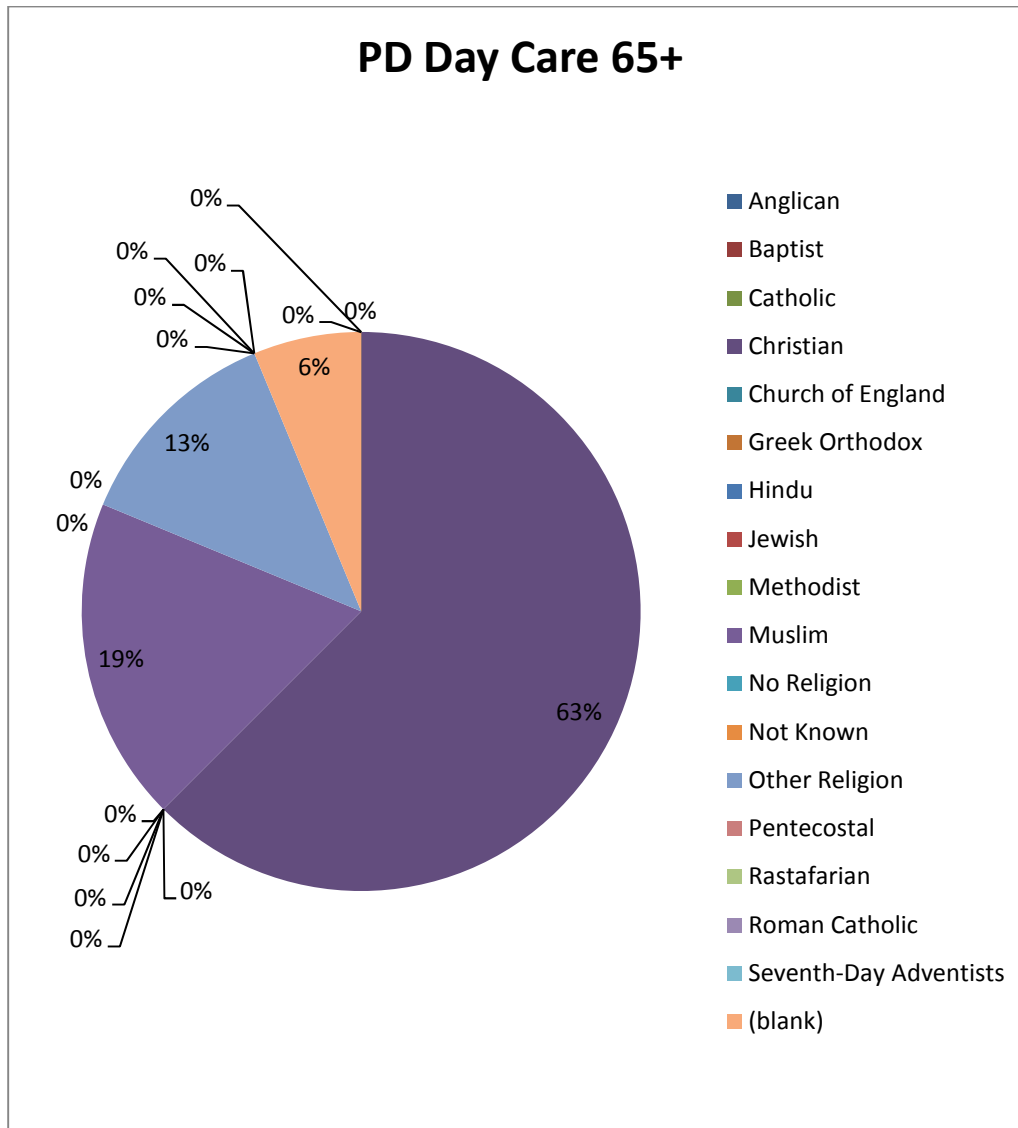
DAY CARE 65+ BY RELIGION OR FAITH



APPENDIX 1 FINANCIAL ASSESSMENTS AND CONTRIBUTION FOR COMMUNITY CARE SERVICES THROUGH PERSONAL BUDGETS

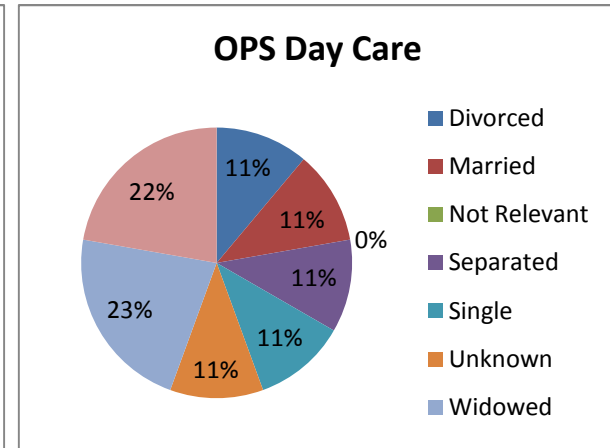
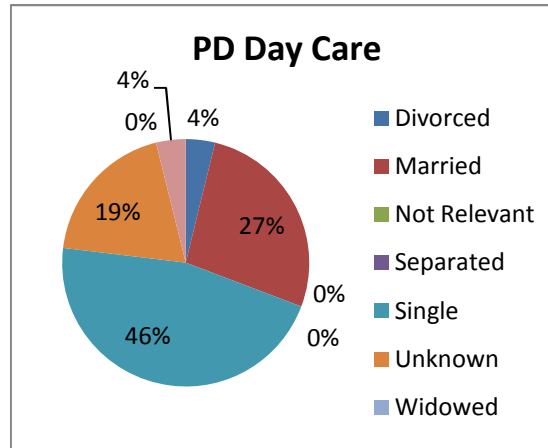
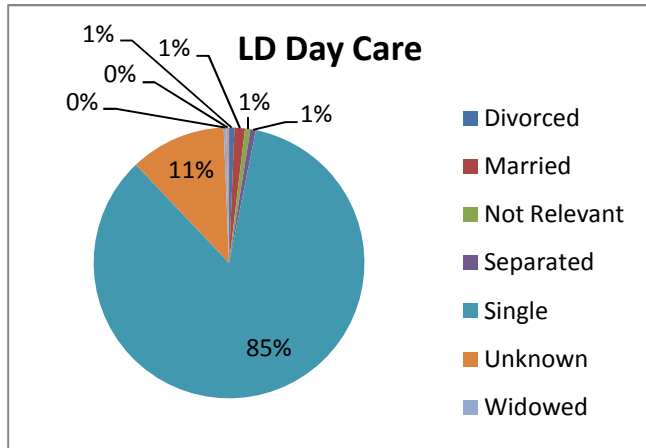


APPENDIX 1 FINANCIAL ASSESSMENTS AND CONTRIBUTION FOR COMMUNITY CARE SERVICES THROUGH PERSONAL BUDGETS

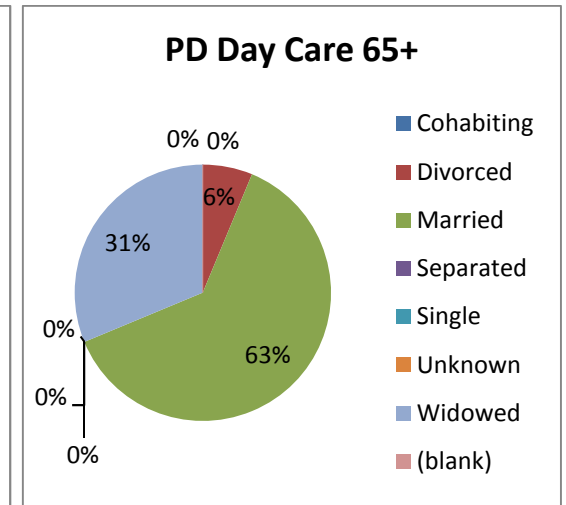
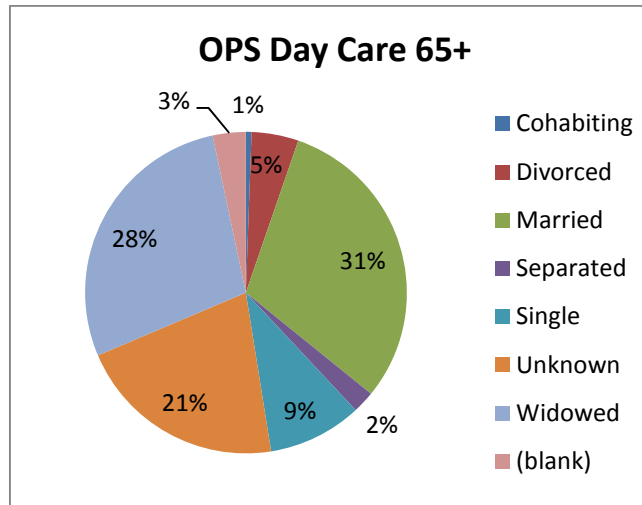
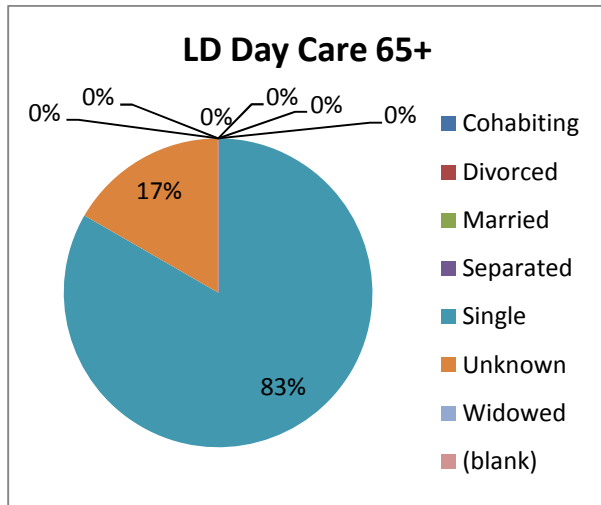


APPENDIX 1 FINANCIAL ASSESSMENTS AND CONTRIBUTION FOR COMMUNITY CARE SERVICES THROUGH PERSONAL BUDGETS

DAY CARE BY MARITAL STATUS 18-64



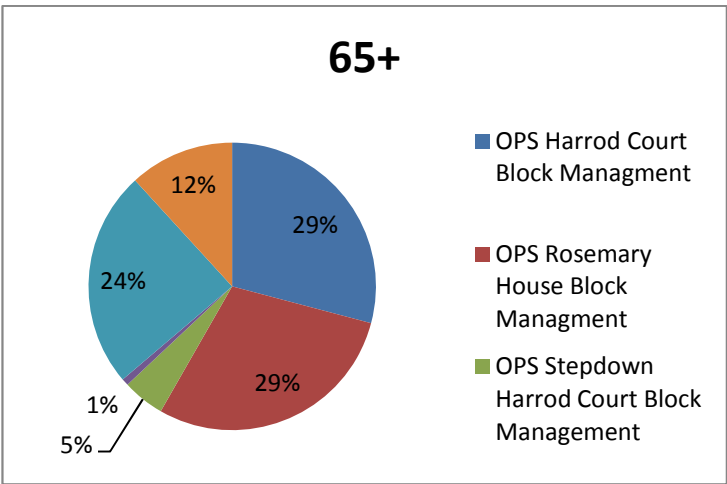
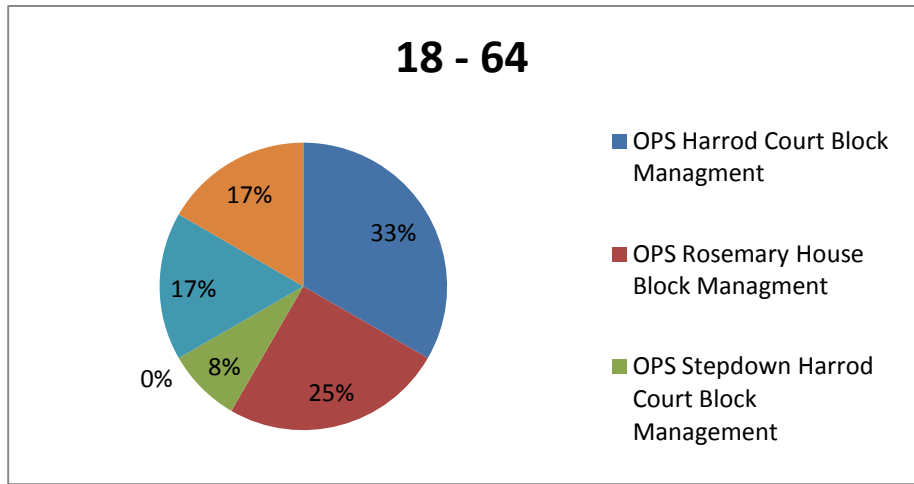
DAY CARE BY MARITAL STATUS 65+



APPENDIX 1 FINANCIAL ASSESSMENTS AND CONTRIBUTION FOR COMMUNITY CARE SERVICES THROUGH PERSONAL BUDGETS

EXTRA CARE SHELTERED ACCOMMODATION AGE GROUPS

Age Groups	OPS Harrod Court Block Managment	OPS Rosemary House Block Managment	OPS Stepdown Harrod Court Block Management	OPS Stepdown Young Court Block Management	OPS Tulsi House Block Managment	OPS Young Court Block Management
18 - 64	4	3	1		2	2
65+	37	37	6	1	31	15
Unknown	1					
Grand Total	42	40	7	1	33	17



APPENDIX 1 FINANCIAL ASSESSMENTS AND CONTRIBUTION FOR COMMUNITY CARE SERVICES THROUGH PERSONAL BUDGETS

EXTRA CARE BY GENDER AND ETHNICITY

Gender	Age Groups	Ethnicity	OPS Harrod Court Block Managment	OPS Rosemary House Block Managment	OPS Stepdwn Harrod Court Block Management	OPS Stepdwn Young Court Block Management	OPS Supported Living	OPS Tulsi House Block Managment	OPS Young Court Block Managment	Total
Female	18 - 64	Asian or Asian British	1							1
		White					1		1	2
	18 - 64 Total		1				1		1	3
			OPS Harrod Court Block Managment	OPS Rosemary House Block Managment	OPS Stepdwn Harrod Court Block Management	OPS Stepdwn Young Court Block Management	OPS Supported Living	OPS Tulsi House Block Managment	OPS Young Court Block Managment	Total
	65+	Asian or Asian British	1		1			4		6
		Black or Black British	4	4				4		12
		Other Ethnic Groups		1						1
		White	17	15	2			10	11	55
	65+ Total		22	20	3			18	11	74
Female Total			23	20	3		1	18	12	77

APPENDIX 1 FINANCIAL ASSESSMENTS AND CONTRIBUTION FOR COMMUNITY CARE SERVICES THROUGH PERSONAL BUDGETS

Gender	Age Groups	Ethnicity	OPS Harrod Court Block Managment	OPS Rosemary House Block Managment	OPS Stepdown Harrod Court Block Management	OPS Stepdown Young Court Block Management	OPS Supported Living	OPS Tulsi House Block Managment	OPS Young Court Block Management	Total
Male	18 - 64	Asian or Asian British						1		1
		Black or Black British		2				1		3
		White	3	1	1				1	6
	18 - 64 Total		3	3	1			2	1	10
			OPS Harrod Court Block Managment	OPS Rosemary House Block Managment	OPS Stepdown Harrod Court Block Management	OPS Stepdown Young Court Block Management	OPS Supported Living	OPS Tulsi House Block Managment	OPS Young Court Block Management	Total
	65+	Asian or Asian British	2					2		4
		Black or Black British	7	7				2	2	18
		White	6	10	3	1	1	9	2	32
		Not Stated	1							
	65+ Total		16	17	3	1	1	13	4	54
Male Total			18	20	4	1	1	15	5	64
Grand Total			42	40	7	1	2	33	17	142

APPENDIX 1 FINANCIAL ASSESSMENTS AND CONTRIBUTION FOR COMMUNITY CARE SERVICES THROUGH PERSONAL BUDGETS

EXTRA CARE BY MARITAL STATUS 18-64

Age Groups	Marital Status	OPS Harrod Court Block Managment	OPS Rosemary House Block Managment	OPS Stepdown Harrod Court Block Management	OPS Stepdown Young Court Block Management	OPS Supported Living	OPS Tulsi House Block Managment	OPS Young Court Block Managment	Grand Total
18 - 64	Cohabiting						1		1
	Divorced							1	1
	Single	2				1	1	1	5
	Unknown		1	1					2
	Widowed	1							1
	(blank)	1	2						3
18 - 64 Total		4	3	1		1	2	2	13

EXTRA CARE BY MARITAL STATUS 65+

Age Groups	Marital Status	OPS Harrod Court Block Managment	OPS Rosemary House Block Managment	OPS Stepdown Harrod Court Block Management	OPS Stepdown Young Court Block Management	OPS Supported Living	OPS Tulsi House Block Managment	OPS Young Court Block Managment	Grand Total
65+	Divorced	2	3				2		7
	Married	7	2				3	1	13
	Separated		1				1		2
	Single	8	13	1		1	9	2	34
	Unknown	6	12	2			6	3	29
	Widowed	8	6	3			9	9	35
	(blank)	6			1		1		8
	Unknown	1							1
65+ Total		38	37	6	1	1	31	15	129

APPENDIX 1 FINANCIAL ASSESSMENTS AND CONTRIBUTION FOR COMMUNITY CARE SERVICES THROUGH PERSONAL BUDGETS

EXTRA CARE BY RELIGION 18-64

Age Groups	Religion	OPS Harrod Court Block Managment	OPS Rosemary House Block Managment	OPS Stepdown Harrod Court Block Management	OPS Stepdown Young Court Block Management	OPS Supported Living	OPS Tulsi House Block Managment	OPS Young Court Block Managment	Total
18 - 64	Christian		1				1		2
	Church of England			1					1
	Hindu						1		1
	Jewish							1	1
	Muslim	1							1
	No Religion	1							1
	Not Known	1				1		1	3
	Roman Catholic		1						1
	(blank)	1	1						2
18 - 64 Total		4	3	1		1	2	2	13

APPENDIX 1 FINANCIAL ASSESSMENTS AND CONTRIBUTION FOR COMMUNITY CARE SERVICES THROUGH PERSONAL BUDGETS

EXTRA CARE BY RELIGION 65+

Age Groups	Religion	OPS Harrod Court Block Managment	OPS Rosemary House Block Managment	OPS Stepdown Harrod Court Block Management	OPS Stepdown Young Court Block Management	OPS Supported Living	OPS Tulsi House Block Managment	OPS Young Court Block Managment	Grand Total
65+	Anglican		1						1
	Baptist	3	1						4
	Catholic	2	1				2		5
	Christian	3	1				1		5
	Church of England	6	7	1			3	1	18
	Greek Orthodox						1		1
	Hindu	1		1			4		6
	Jewish							9	9
	Muslim						3		3
	No Religion	1	1				1		3
	Not Known	4	7	2			3	2	18
	Pentecostal		1						1
	Roman Catholic	4	2	2			4		12
	(blank)	14	15		1	1	9	3	43
65+ Total		38	37	6	1	1	31	15	129