

# **Counting the Somali Community**

## **In Brent**

**Sam Waples**

**John Eversley**

September 2013

ppre CIC

64 Antill Road

London E3 5BP

[ppre@onetel.com](mailto:ppre@onetel.com)

0208 9890 3710

## Counting the Somali community

Previous estimates of the Somali community have been based on Immigration, asylum claims, National Insurance, Languages spoken, country of birth and apportionment of national survey proportions to the local area.

These are all likely to underestimate the size of the community. The estimates are often based on old data and/or have wide margins of error.

The method we have used is based on matching two sources: The GP register and the School Census.

The GP register was from February 2013. The way the register is being compiled is changing. It used to be all people living in Brent wherever they are registered with a GP. It is changing to be a register of people who have a Brent GP, wherever they live. The list we used is a hybrid of the two. The register includes children with a Date of Birth up to the 26th February 2013. There are, of course some people who are not registered with a GP. However our experience of analysing many administrative datasets and census returns is that people are more likely to be registered with a GP than to appear in any other dataset.

The School Census is updated three times a year. We used the January 2013 Census. Potentially it gives us three ways to identify children as Somali: their national origins (Often described as 'Ethnicity'), the languages they speak and their names. We did not match the language field at the individual level in this case but at the aggregate level we identified that that only 50 Somali speaking children did not identify themselves as Somali. We also looked at an earlier Brent school Census database and identified that of 60 children who simply identified themselves as Black African only six said they spoke Somali and 37 said they spoke English. It is possible that some of these English speaking 'Black African' children are Somali but it is a very small number. Finally because we have done this exercise before (see over) we have a large database of distinctively Somali names. We can therefore identify as Somali people who may have lived in countries other than the UK or Somalia and children of Somali origin who do not speak Somali. A possible source of underestimation is that the school census does not include children at private schools. From what is known about the socio economic profile of the Somali community it is likely that the vast majority of Somali children are at state schools. Data from Free schools are not included.

### GP Register

Based on 322k probable population of Brent our estimate of the Somali population is 10,375.

Compared to other boroughs:

<b>Borough</b>	<b>Somali population</b>	<b>Year of data</b>
Brent	10,375	2013
Newham	6,512	2011
Haringey	5,012	2012
Tower Hamlets	4,645	2010
Waltham Forest	3,804	2011
Greenwich	2, 877	2011
Hackney	2,013	2011
Waltham Forest	3,804	2011
Barking and Dagenham	592	2011

### Outside London

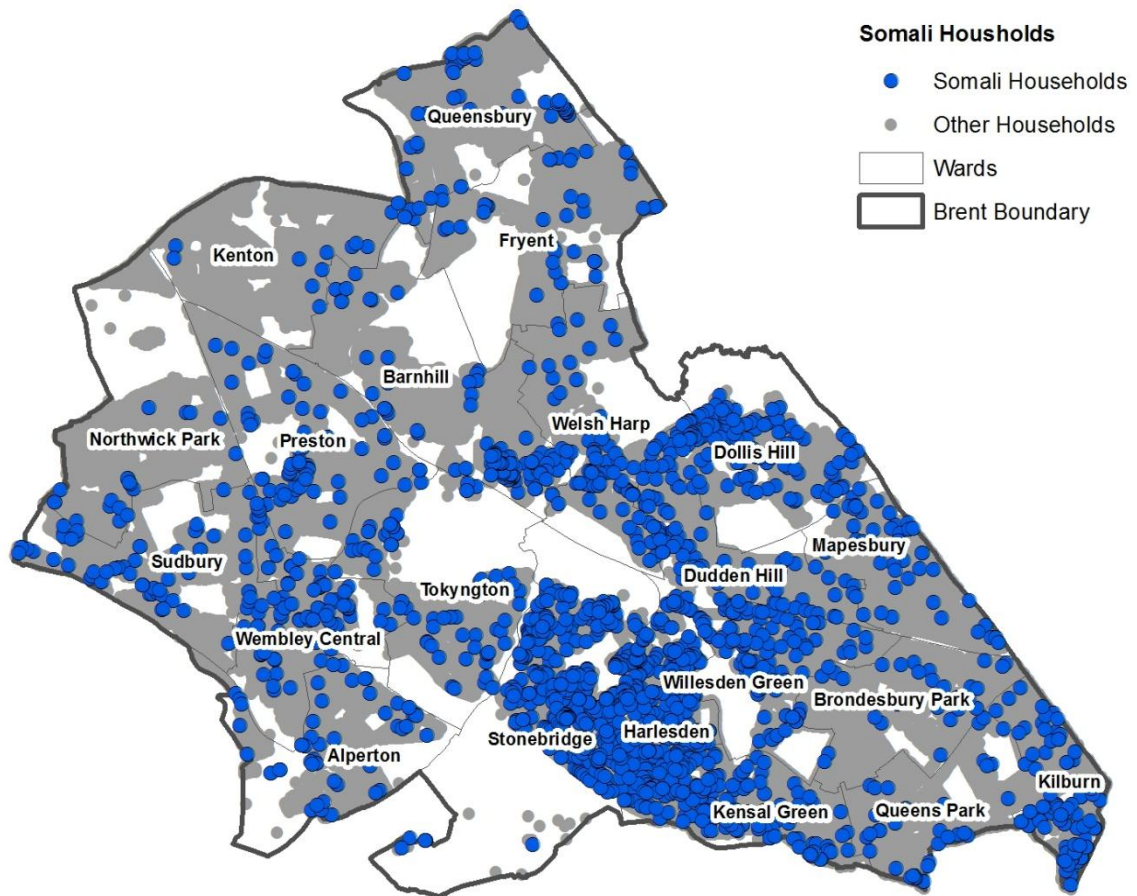
- Luton 1,360 (2010)

When we did the analysis of the 2008 school census Ealing had the largest Somali pupil population followed by Brent. We have no reason to think this has changed.

### Age and Gender Population Distribution

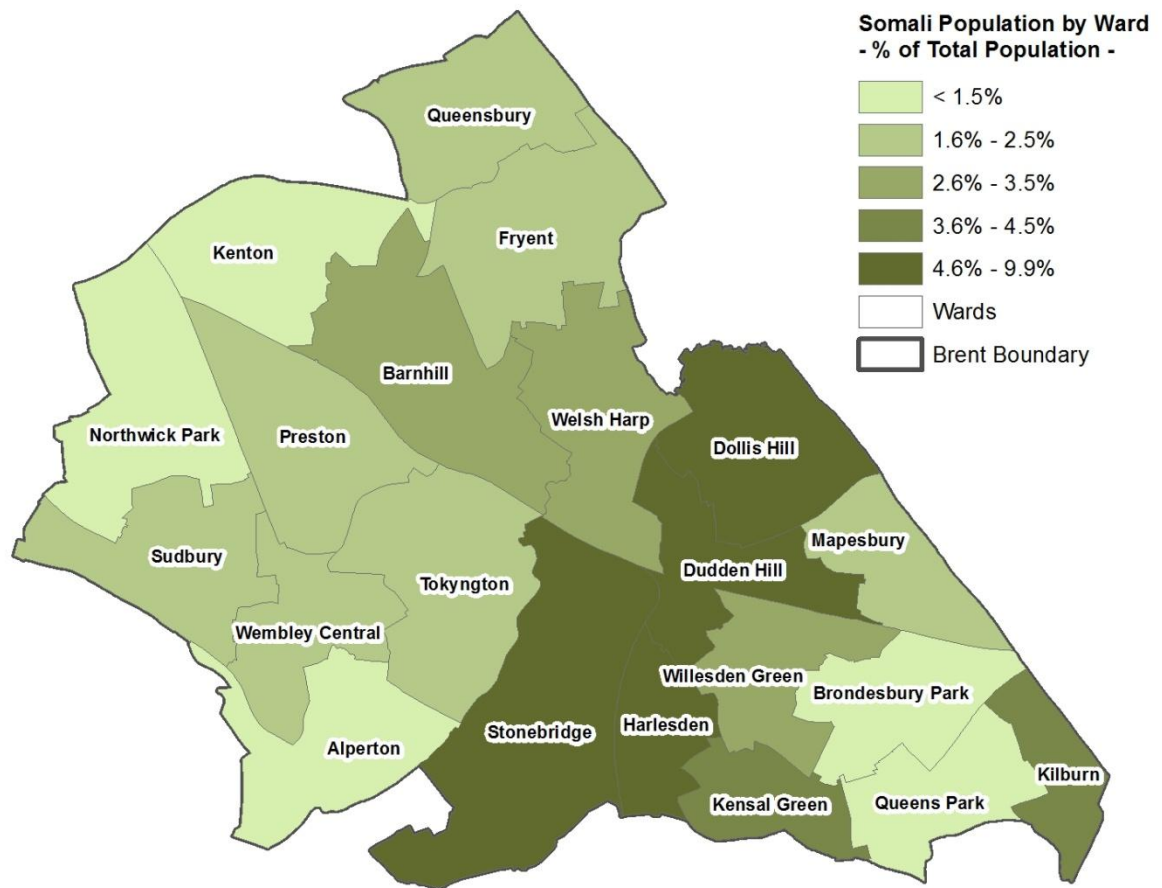
Age	Somali Population				Total Brent Population	% Somali
	Female	Male	Unknown	Total		
<5	679	664	1	1344	22976	5.8
5-9	818	825	0	1644	19913	8.3
10-14	742	756	1	1500	17778	8.4
15-19	618	652	3	1273	17802	7.1
20-24	383	362	0	745	23050	3.2
25-29	350	306	1	657	34312	1.9
30-34	298	258	1	557	33631	1.7
35-39	284	274	0	558	26223	2.1
40-44	323	334	1	658	23478	2.8
45-49	222	272	0	494	21820	2.3
50-54	138	174	2	313	19617	1.6
55-59	71	114	2	186	15494	1.2
60-64	61	59	1	121	12313	1.0
65-69	60	39	1	99	9851	1.0
70-74	53	40	0	93	8283	1.1
75-79	46	24	0	70	6854	1.0
80-84	25	19	0	43	4683	0.9
85-89	10	3	0	13	2343	0.6
90+	5	2	0	7	1180	0.6
<i>Total</i>	<i>5185</i>	<i>5178</i>	<i>13</i>	<i>10375</i>	<i>321601</i>	<i>3.2</i>

Location of Somali Households (A Somali Household in this instance is defined as a Household where at least half of the residents are Somali)



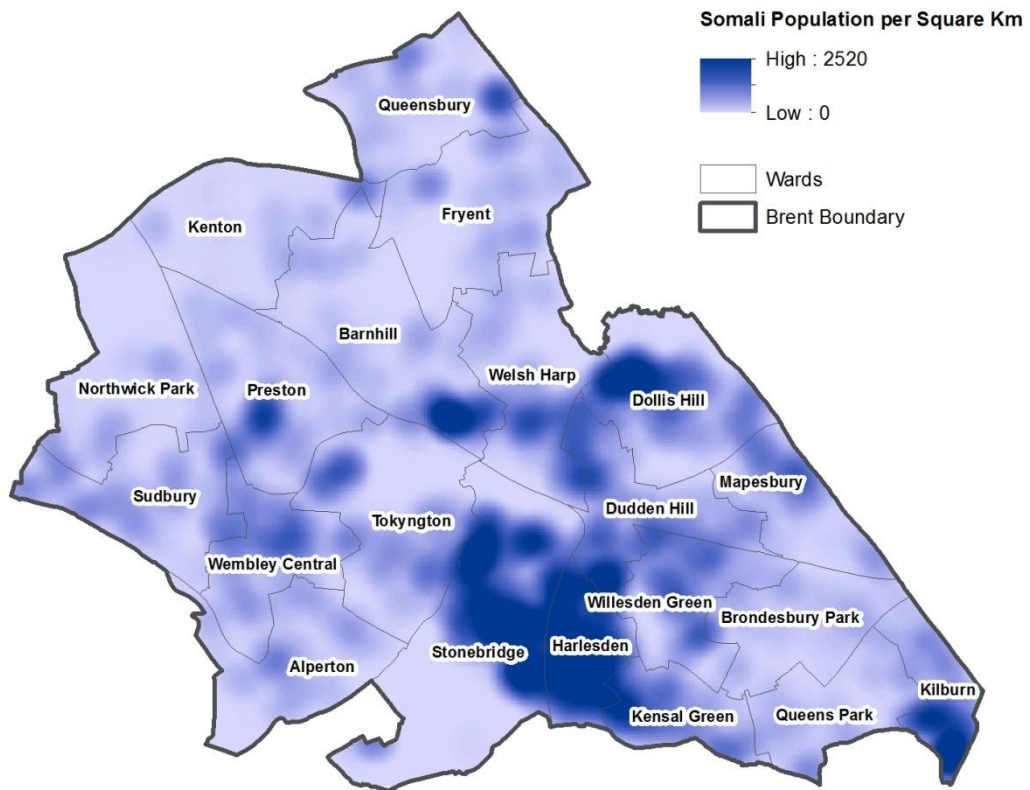
Contains Ordnance Survey data © Crown copyright and database right 2013

## Somali Population by Ward

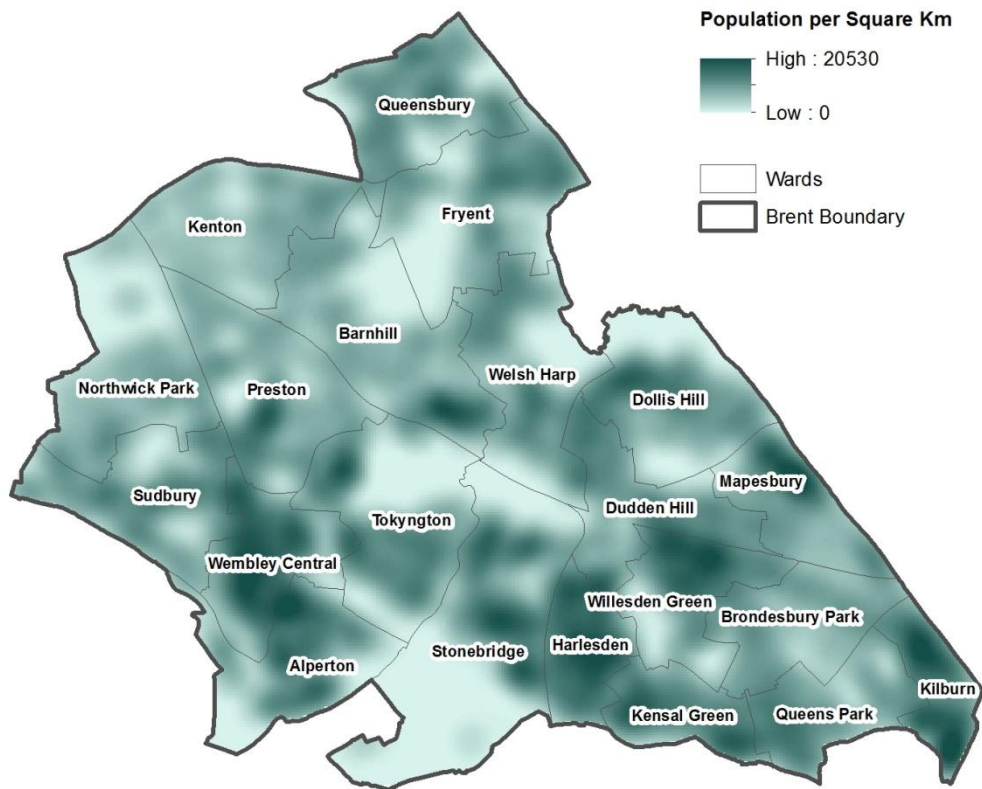


Contains Ordnance Survey data © Crown copyright and database right 2013

Somali Population Density (compared to general population density distribution below)



Contains Ordnance Survey data © Crown copyright and database right 2013



Contains Ordnance Survey data © Crown copyright and database right 2013