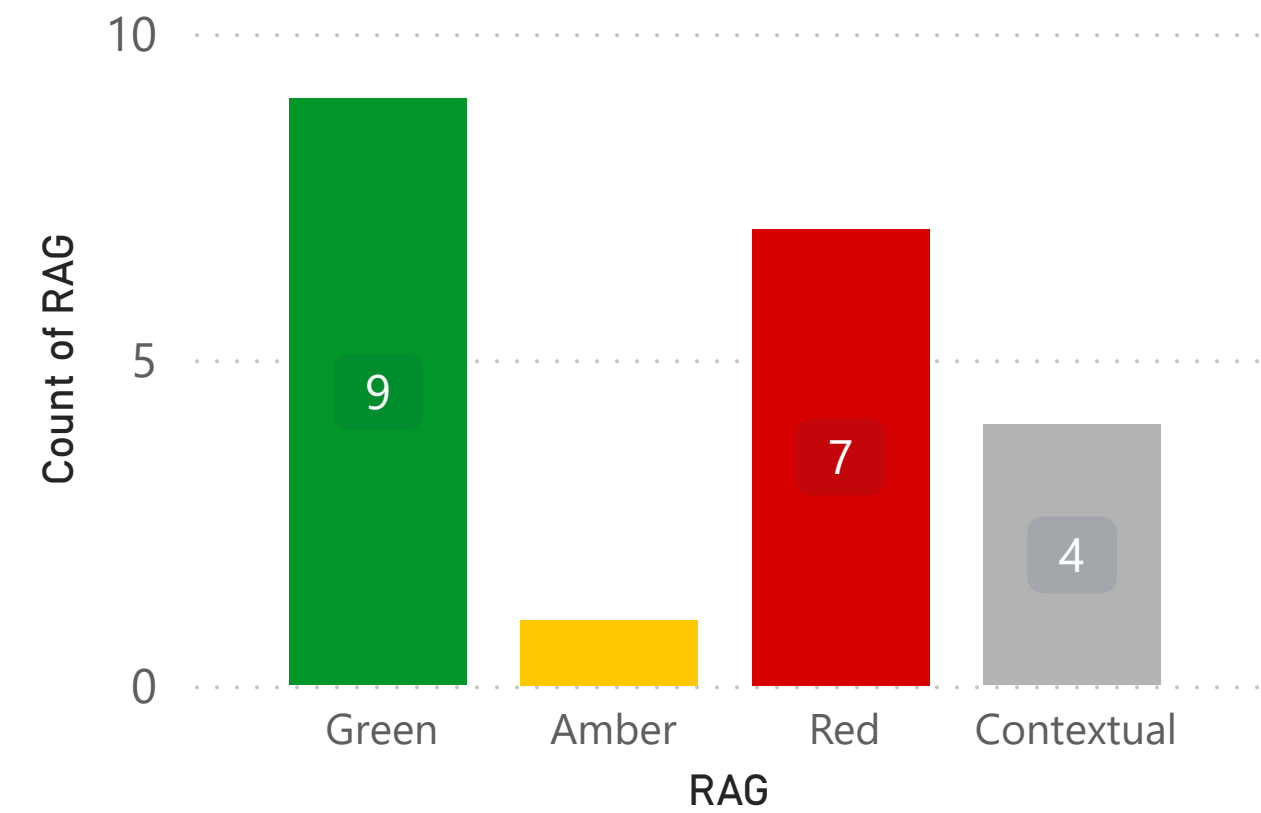


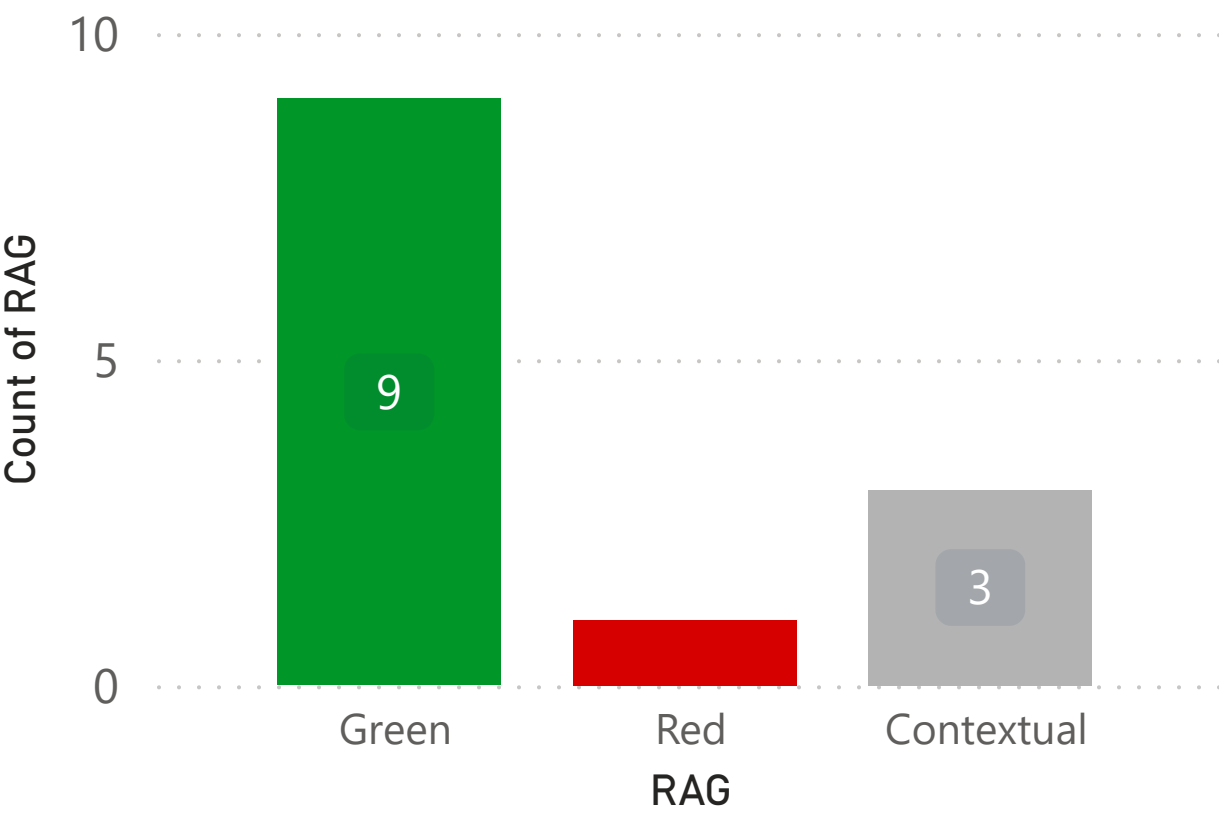
Corporate Performance Report - 2025-26 Q1



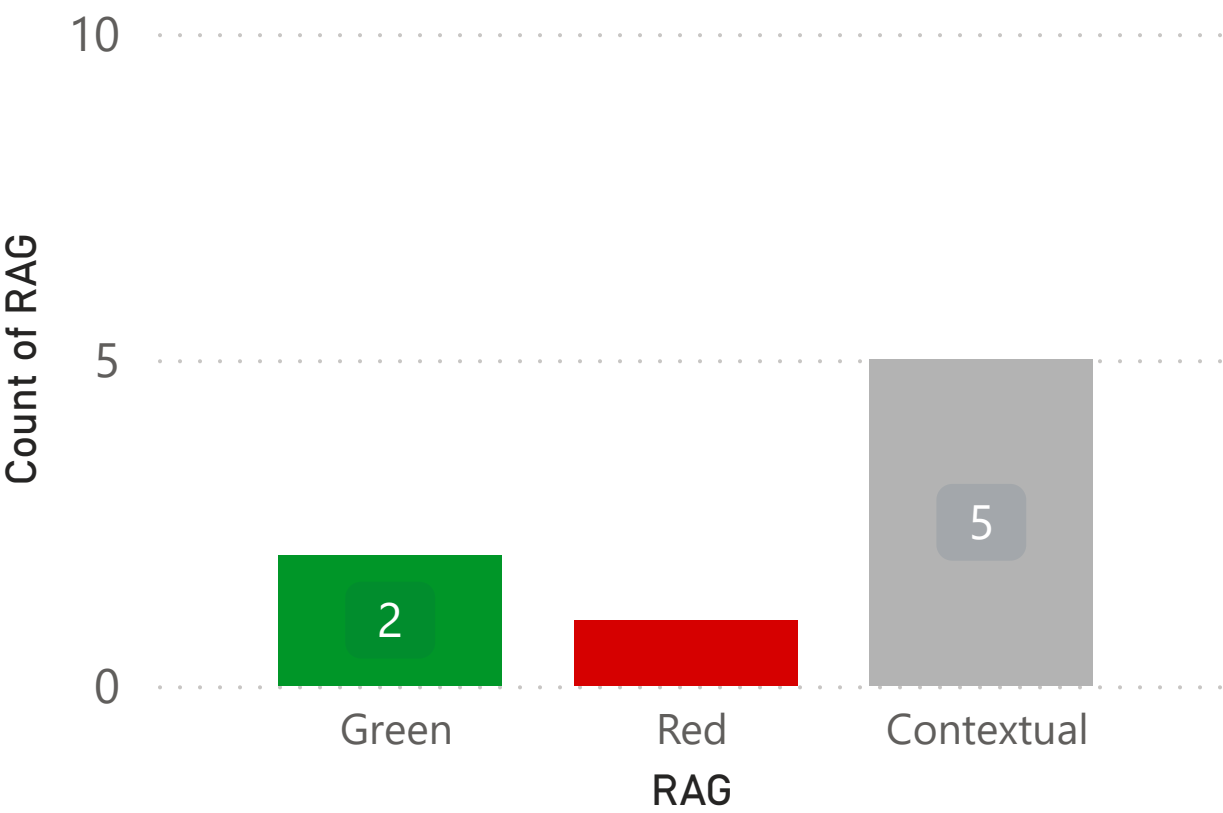
Prosperity and Stability in Brent



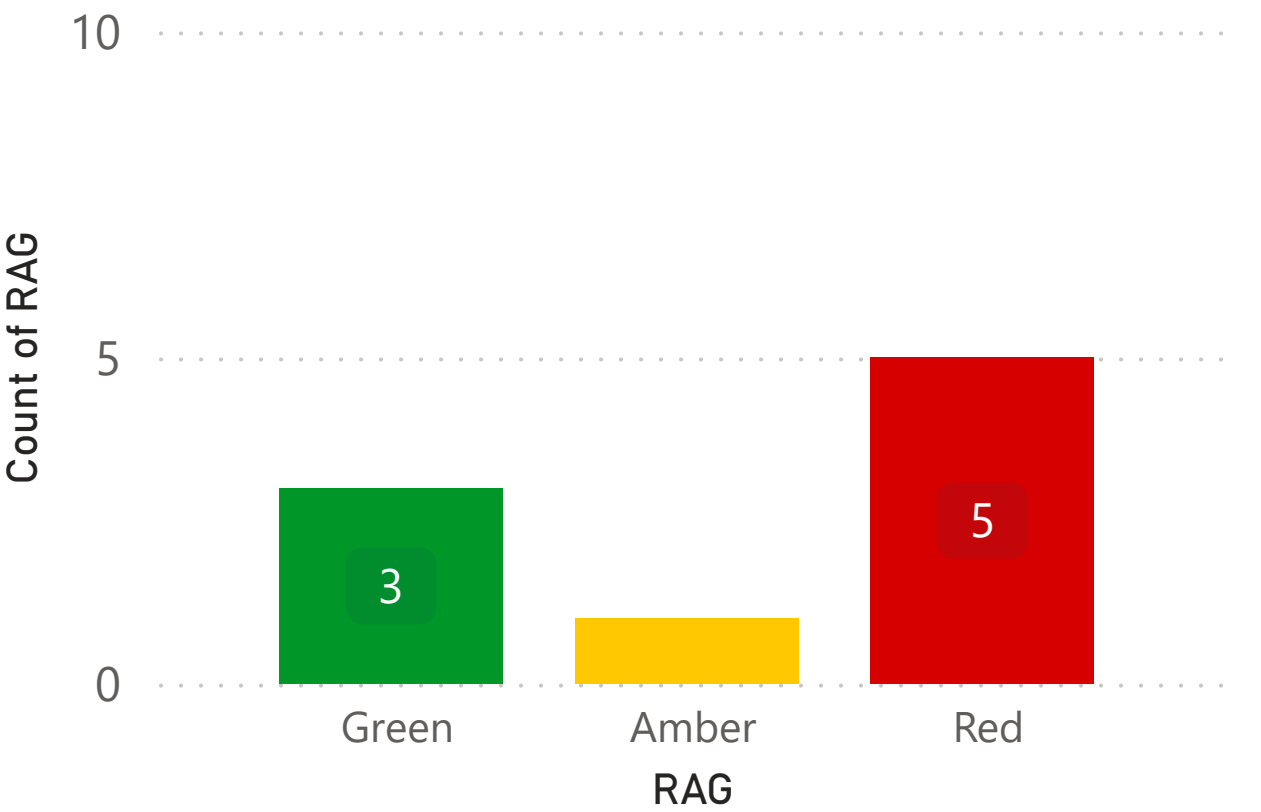
A Cleaner Greener Future



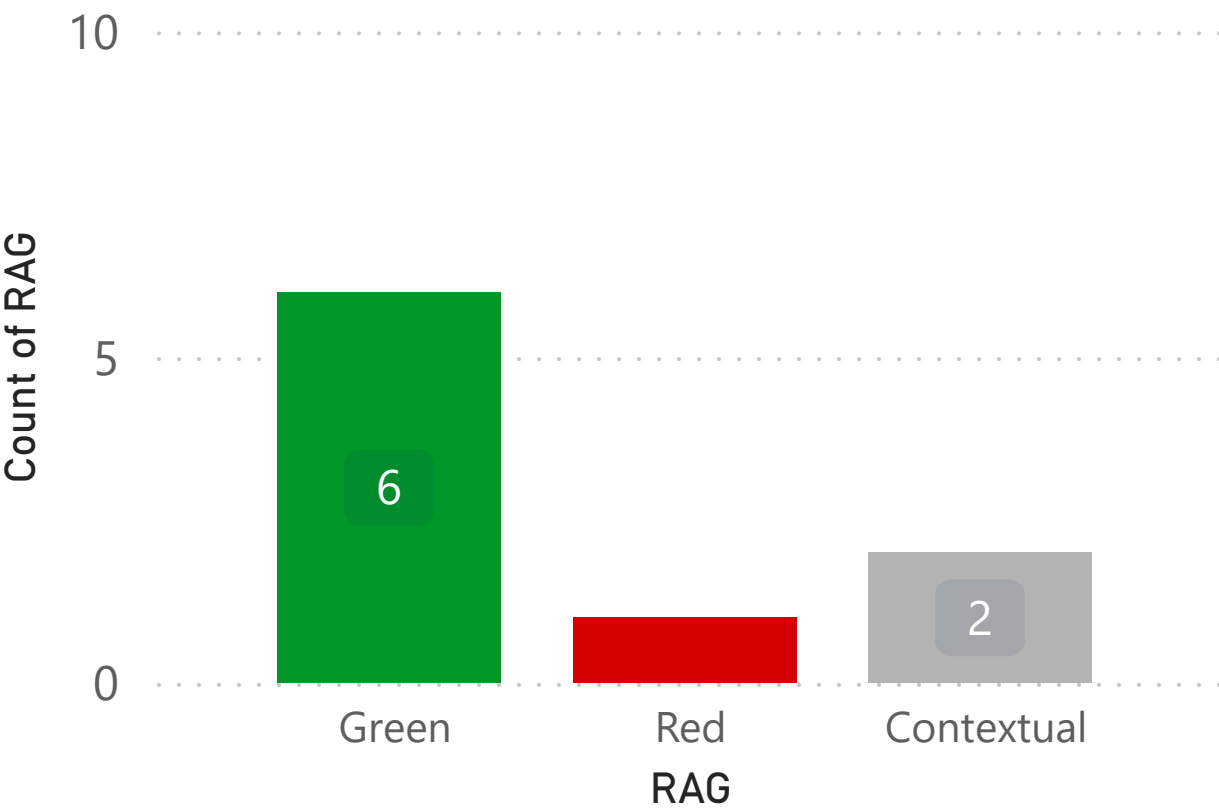
Thriving Communities



The Best Start in Life



A Healthier Brent



Key for Performance Rating
Unless otherwise defined, performance information is assessed using the following tolerances to give a RAG rating:

- Green** – At target or exceeding target
- Amber** – 0.01% - 5% outside target
- Red** – Greater than 5% outside target,
- Contextual** – No target set
- n/a** – Data not available

Corporate Performance Report - 2025-26 Q1

Prosperity and Stability in Brent

G	Percentage of enquiries at the Community Hubs resolved at the point of con...	82.0%	Target: 80.0%	G	Percentage of Jobs secured paying LLW	83.0%	Target: 80.0%	G	Brent Works: Apprenticeship Outcomes	13	Target: 12	G	% of BAME staff (Overall & Senior)	71.6%	Target: 65.0%
G	Number of empty properties refurbished and brought back in to use within the bo...	15	Target: 12	G	Number of residents accessing Community Hubs	4,564	Target: 3,500	G	Number of local suppliers we use in Brent	33.0%	Target: 25.0%	G	Number of local apprenticeships/work experience opportunities (i...	44	Target: 20
G	Increase in the number of job and apprenticeship opportunities across the b...	11	Target: 1	A	Average days taken to process new benefit claims	23.72	Target: 22.00	C	Number of affordable homes delivered by external providers (incl. S.106)	70	Contextual	C	Number of council homes delivered	115	Contextual

Corporate Performance Report - 2025-26 Q1

Prosperity and Stability in Brent

C

Number of referrals to food banks made through Brent Hubs

497

Contextual

C

Total applications made for the Resident Support fund (Digital support package) a...

328

Contextual

Number of affordable homes delivered by i4B

1

Target: 4

Average days taken to process change events

7.25

Target: 5.00

Brent Works: Jobs Outcomes

27

Target: 37

Average number of days processing Resident Support fund

25.00

Target: 20.00

Number of households in Temporary Accommodation

2,411

Target: 2,100

R

Number of Houses of Multiple Occupation licensed within the borough

4,798

Target: 5,500

Brent Start overall achievement per academic year (July - Sept)

86.0%

Target: 93.0%

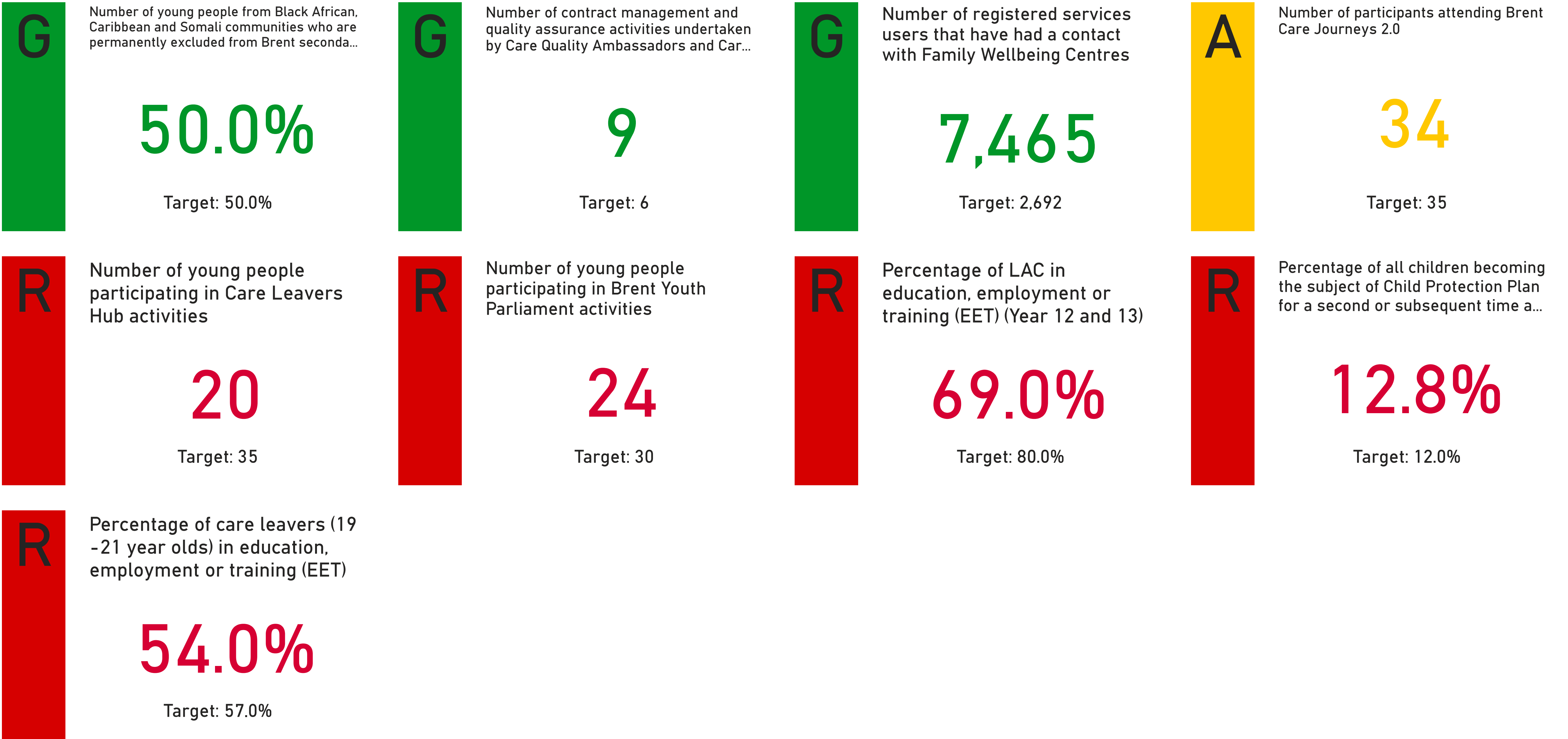
Corporate Performance Report - 2025-26 Q1

Thriving Communities

<div>G</div> <div>No of books issued including Home Library/Outreach Service and e-downloads</div> <div>225,735</div> <div>Target: 170,391</div>	<div>G</div> <div>Library Visits</div> <div>316,785</div> <div>Target: 49,697</div>	<div>C</div> <div>Increase in the number of engagement events that take place across the com...</div> <div>74</div> <div>Contextual</div>	<div>C</div> <div>Total amount of funding awarded through grants</div> <div>£0</div> <div>Contextual</div>
<div>C</div> <div>Total applications approved for the Resident Support fund</div> <div>1,465</div> <div>Contextual</div>	<div>C</div> <div>Total number of grants awarded</div> <div>0</div> <div>Contextual</div>	<div>C</div> <div>Total number of residents attending Brent Connects meetings</div> <div>0</div> <div>Contextual</div>	<div>R</div> <div>Hours contributed toward supporting events within the community [SVEPP]</div> <div>55.00</div> <div>Target: 65.00</div>

Corporate Performance Report - 2025-26 Q1

The Best Start in Life



Corporate Performance Report - 2025-26 Q1

A Healthier Brent

G

Percentage of new birth visits within 14 days

95.0%

Target: 95.0%

G

Total number of adults in structured drug and alcohol treatment

1,429

Target: 1,425

G

**BHM programme: No. of
orgs reached out to and
engaged with**

513

Target: 500

G

Reablement sequel to service

82.3%

Target: 75.0%

G

BHM programme: No. of health-checks completed at events

1.142

Target: 1,000

G

BHM programme: No of community events held

242

Target: 175

C

Long term support needs of older adults met by admission to residential and nursing care homes per 100,000 population

43.20

Contextual

C

Long term support needs of younger adults met by admission to residential and nursing care homes per 100,000 population

3.50

Contextual

% of assessments completed within 28 calendar days (excluding SMART and OT as not care act)

39.0%

Target: 80.0%