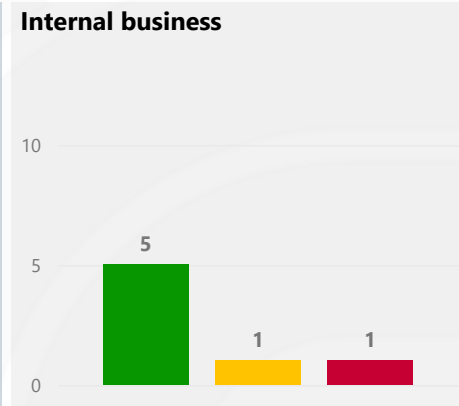
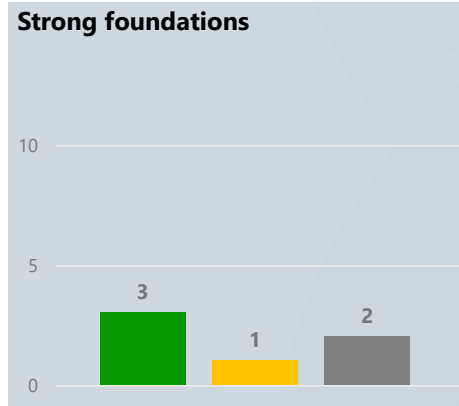
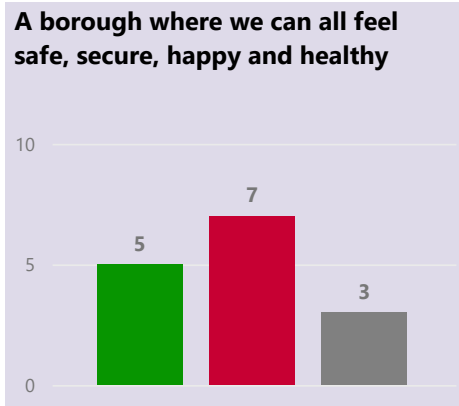
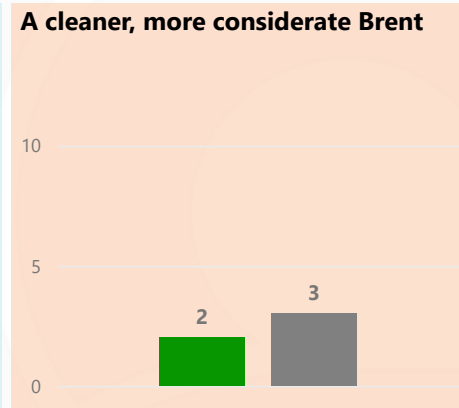
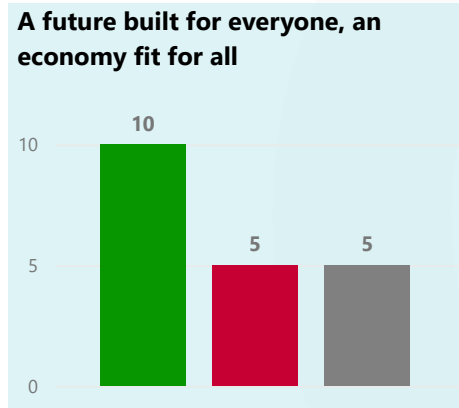
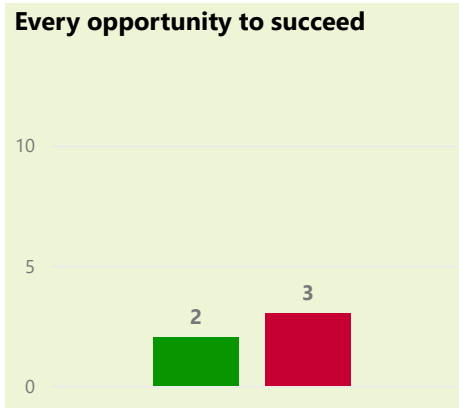


# Corporate Performance Report Q3 2022-23

## Indicators by RAG Rating



### Key for Performance Rating

Unless otherwise defined, performance information is assessed using the following tolerances to give a RAG rating:

**Green** – At target or exceeding target

**Amber** – 0.01% - 5% outside target

**Red** – Greater than 5% outside target,

**Contextual** – No target set

**n/a** – Data not available

▲ – Performance better than preceding quarter

▶ – Performance the same as preceding quarter

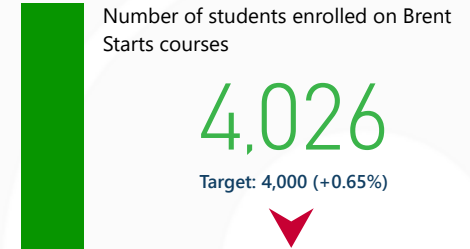
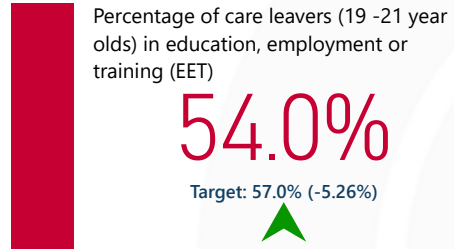
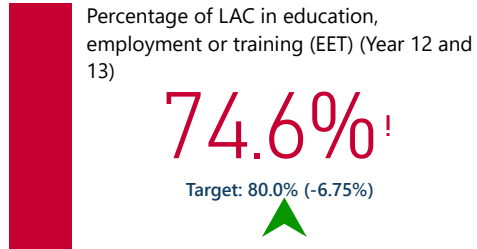
▼ – Performance worse than preceding quarter

### Count of Red Ratings for Borough Plan KPIs by Department

Department	Q2 2022-23	Q3 2022-23	Trajectory
Adult Social Care and Health	3	3	→
Children and Young People	6	6	→
Communities and Regeneration	2	1	↓
Finance and Resources	0	0	→
Governance	0	0	→
Resident Services	6	5	↓

# Corporate Performance Report Q3 2022-23

## Every opportunity to succeed



# Corporate Performance Report Q3 2022-23

A future built for everyone, an economy fit for all

Average re-let time for properties with major voids works (calendar days)

252.2

Target: 72.0 (-250.22%)



Average re-let time for properties with minor voids works (calendar days)

135.2

Target: 36.0 (-275.46%)



Number of affordable homes delivered by i4B

23

Target: 45 (-48.89%)



Employment rate

101

Target: 155 (-34.84%)



Percentage of Category 2 defects repaired on time (Non-emergency repairs: response time to make highway...

73.4%

Target: 90.0% (-18.44%)



Percentage of homelessness prevented and relieved

60.3%

Target: 50.0% (+20.51%)



Percentage of properties with a valid Fire Risk Assessment, in line with cyclical date for re-inspection

100.0%

Target: 100.0% (+0%)



Percentage of properties with a valid gas certificate

100.0%

Target: 100.0% (+0%)



Number of households (families & singles) in Temporary accommodation (TA)

1,766

Target: 2,000 (+11.7%)



Number of Houses of Multiple Occupation licensed within the borough

4,515

Target: 4,400 (+2.61%)



Number of empty properties refurbished and brought back in to use within the borough

52

Target: 50 (+4%)



Number of students who have participated in a Brent ESOL course

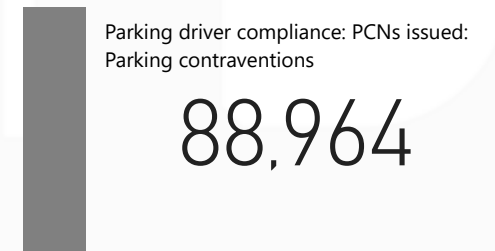
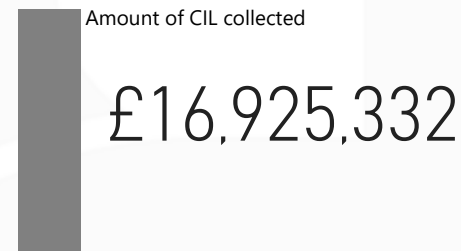
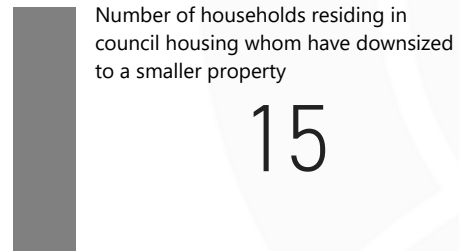
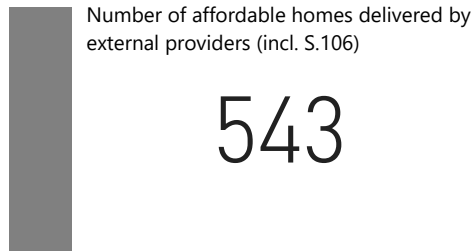
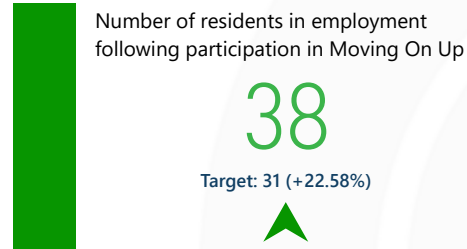
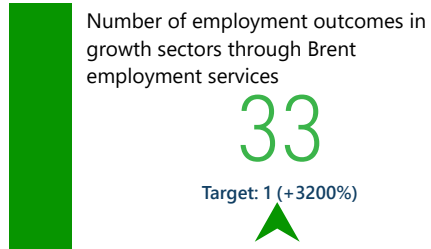
1,355

Target: 1,200 (+12.92%)



# Corporate Performance Report Q3 2022-23

A future built for everyone, an economy fit for all



# Corporate Performance Report Q3 2022-23

## A cleaner, more considerate Brent

Number of kilograms of residual household waste collected per household

313.2

Target: 360 (+13%)



Additional electric vehicle charging points installed across the borough

0

Target: 0

Total cost of energy efficiency works on pilot properties

£305,708

Number of waste cases investigated which lead to enforcement action

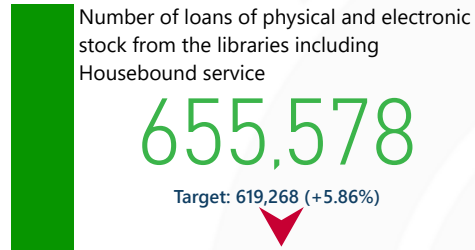
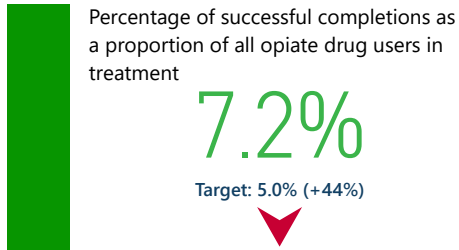
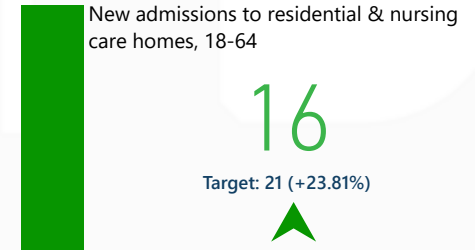
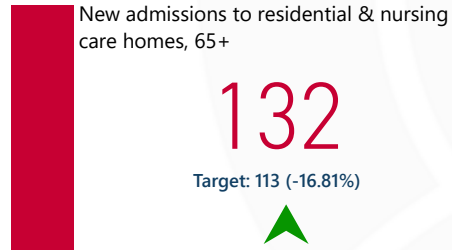
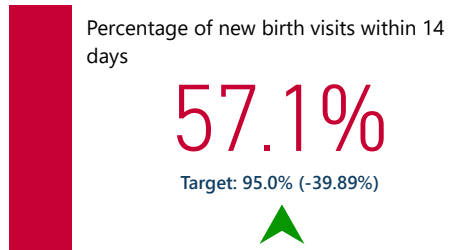
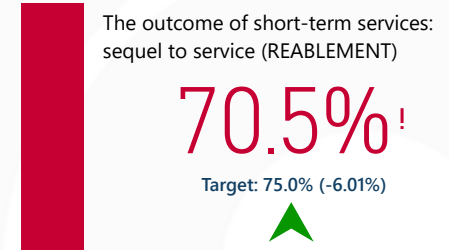
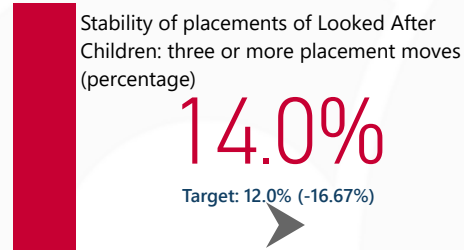
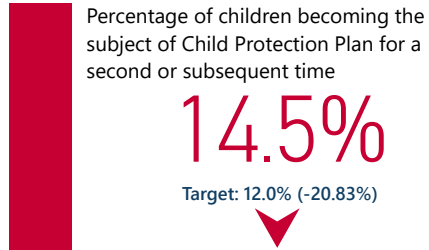
1,971

Number of trees we plant on our streets and in our public spaces

754

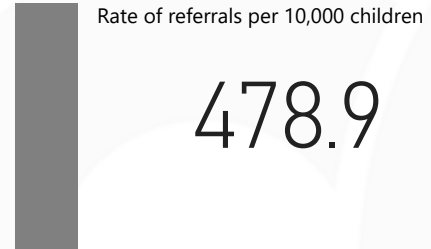
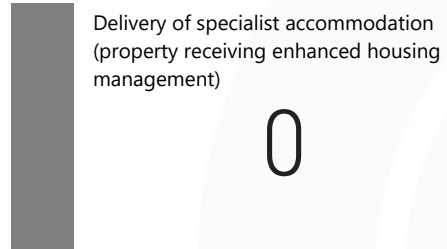
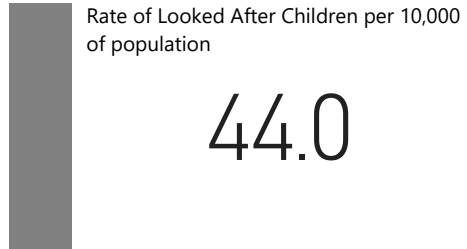
# Corporate Performance Report Q3 2022-23

A borough where we can all feel safe, secure, happy and healthy



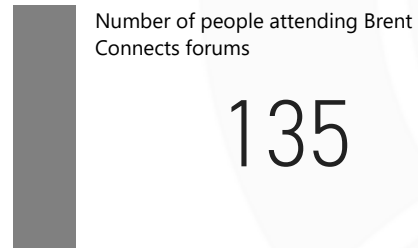
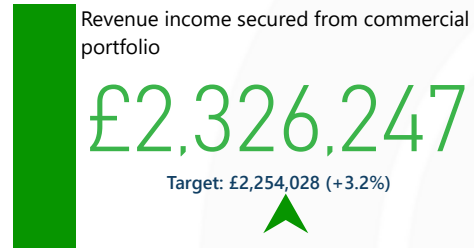
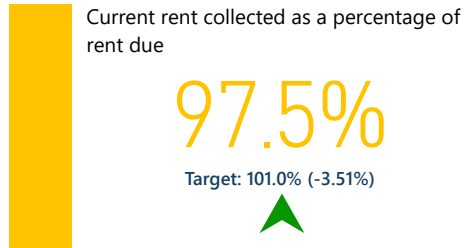
# Corporate Performance Report Q3 2022-23

A borough where we can all feel safe, secure, happy and healthy



# Corporate Performance Report Q3 2022-23

## Strong foundations





# Corporate Performance Report Q3 2022-23

## Internal business

