

Borough Plan 2023-27

Evidence Base



Introduction

This pack will be used as a supplementary appendix to the Brent Borough Plan 2023-27. This document should also be view alongside the Borough Plan Engagement Findings Report 2023 which captures key feedback, ideas and suggestions during the draft Borough Plan 2023-27 consultation.

The evidence base aims to contextualise the overarching ambitions and priorities for Brent over the next four years. It brings together information about challenges and opportunities for the borough, both about the local, national and global context in which we are working and information on what the council is doing under each priority.

It contains data from Brent Council, central government, partner organisations, and Census 2021. Any data included is already be available online through Brent websites (including data.brent.gov.uk), government departmental websites and partner organisation websites.

Who We Are

Brent has

339,800

residents, making us the **fifth largest** borough in London



19% of our population is **under 16**, and 11.6% is **65 or older**




56% of residents were born outside of the UK



65.4% of residents are from a Black, Asian or Minority Ethnic background



3.2% of Brent residents are LGBT+



51% of Brent's residents are female and **49%** are male



After English, our most spoken languages are **Guajarati, Romanian and Arabic**



What should Brent look like in 2027?



Prosperity and Stability in Brent

Quotes from the draft Borough Plan consultation

“More **education opportunities** for adults.”

“No person living in **poverty.**”

“More **work experience** and degree apprenticeship opportunities for the **best start in careers.**”

“Brent should put more focus on **affordable housing** and supporting residents.”

“**End homelessness** in Brent.”

Prosperity and Stability in Brent

Context Setting

33% of Brent residents **live in poverty** once their housing costs are taken into account ¹

31,974 parcels were given out by **local food banks** in 2020/21 ²



36.2% percent of people live in the **private rented sector** – more than any other tenure type ³

28% of Brent residents earn less than the living wage of **£11.05** per hour ⁴



7.7% of residents aged 16-64 have **no formal qualifications at all** – the second highest level in London ⁵

There were **1,671 Brent households in temporary accommodation** at the end of June 2022 ⁶



Prosperity and Stability in Brent

What We've Done



Our **Resident Support Fund** received **6,609**

applications in 2021-22, **501** of which were for the digital support package



Demand for **Community Hubs** is growing, with

11,823 residents seeking help in 2021-22



At the end of June 2022, Brent had so far delivered **660 homes** of its 1,000 new council homes target. There are additional **496 homes** on site and another **440** with planning permission and moving to site shortly.

Last year **273** residents were helped into **employment or apprenticeships** through Brent Works – **171** of these were in work paying on or above the **London Living Wage**



A Cleaner, Greener Future

Quotes from the draft Borough Plan consultation

“Vibrant, **green, and energy conscious.**”

“**More trees**, wildlife and greenery, well kept parks.”

“A **greener borough** with increased tree cover.”

“More **accessible services.**”

“There should be much less traffic and **litter/fly tipping.**”

“**Cleaner, less pollution**, less traffic, less waste.”

A Cleaner, Greener Future

Context Setting & What We've Done



Brent Council looks after 114 **parks and open spaces** covering 458 hectares.

In 2020-21, only **33.4%** of Brent's Household waste was recycled



We cleared 27,363 **illegal rubbish dumps** in 2022

In 2022 we collected over **85,000** tons of waste and recycling

We've planted **4,533** trees, 22 wildflower meadows, and bee corridors across the borough

We covered **2,400 miles** of the borough's roads with 230 tons of salt with the help of carbon-friendly electric salt-spreading gritters

Thriving Communities

Quotes from the draft Borough Plan consultation

“**Safe** for everyone.”

“Healthy, **engaged**, and educated.”

“More **representative workforce** – diversity.”

“Less crime and **better street safety**.”

“Significantly **reduced crime** - safer Brent, cleaner Brent.”

“**Safer for women**.”

Thriving Communities

Context Setting & What We've Done



641 residents attended the 10 **participatory budgeting decision day** events, with **89** local projects being either fully or partially funded.



58% of residents would like to be **more involved in decisions** made in the local area²

In 2022 there were **944** robbery, **1,970** burglary, and **6,423** theft offences in Brent³



Brent Council has the most ethnically diverse workforce of all London councils with **66%** of staff identifying as Black, Asian or Minority Ethnic, compared to 46% for London as a whole

The Best Start in Life

Quotes from the draft Borough Plan consultation

*“Trying to build more **youth focused community initiatives.**”*

*“Where children can go **healthy and happy.**”*

*“Young people should have access to **more work experiences.**”*

*“**More engaged young people.**”*

*“A place where children whatever their background are given **a fantastic start in their early schooling.**”*

*“Happier, cleaner, greener and **youth focused.**”*

The Best Start in Life

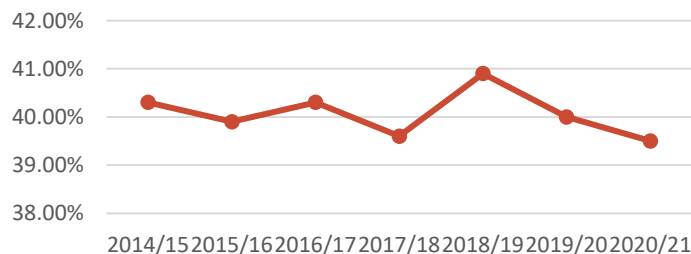
Context Setting



62% of Key Stage 2 pupils meet the expected standard in **reading, writing and maths** – this is the fifth lowest in London, below the 66% average ¹

14.3% of pupils have Special Educational Needs and Disabilities ²

Child poverty in Brent is **39.5%** a figure which has changed very little in the past eight years ³



Only **77%** of three and four year old children in Brent benefit from funded early education, compared to 92% nationally ⁴

7,765 pupils are eligible for free school meals ⁵

The Best Start in Life

What We've Done



In 2022 we supported **4,644 families** at eight Family Wellbeing Centres

In 2021/22 **46** residents engaged with **Moving on Up**, our programme supporting young black men aged 16-24

97.6% of our schools are rated Good or Outstanding by Ofsted



In 2021/22 we completed

269

Early Help Assessments and reviews per 10,000 children, with new workers embedded in the Early Help Service to help us exceed target

81%

of Looked After Children in years 12 and 13 are in **education, employment or training**

A Healthier Brent

Quotes from the draft Borough Plan consultation

“More services for those with **mental health problems** in the community.”

“Healthy – **less obesity.**”

“**Healthy**, happy and community minded.”

“Healthier, **more activity** within all age groups so that we reduce the chances of health issues in the future.”

“A happier borough, **mental health focus** and opportunities for developing community resilience.”


A Healthier Brent

Context Setting



Only **18.7%** of people in Brent aged 40-74 have received an **NHS health check** – well below the London average of 33.0%¹

40.1% of Brent five year olds have **visually obvious dental decay**²



Brent is ranked ninth in London for the prevalence of obesity in year six pupils, with **25.2%** of pupils being obese²



29.6% of Brent children are active for an average of **less than 30 minutes a day**³



8.9% of Brent residents aged 17+ have **diabetes**⁴



59% of residents feel there are enough opportunities to **improve their health through exercise**, down from 69% in 2018⁵

A Healthier Brent

What We've Done


In 2022 we organised health events which were attended by over

3,000

people, and completed almost **2,500 free health checks**


534 free dental checks

took place in 2022



In 2021/22, there were **1,148,815** wet, dry or virtual visits to Brent's sports centres

60.8% of new birth visits took place within 14 days in 2021/22



All residents live within one mile of one of our **20 outdoor gyms**