



# Religion in Brent

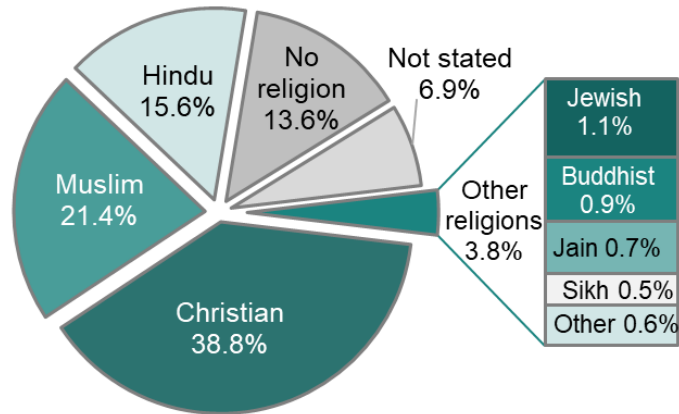
6 January 2023

## Key points:

- Brent residents are more likely to have a religion than those elsewhere: overall, 80% of residents had a religion compared with 57% nationally – the 4th highest rate in England & Wales.
- Brent's largest religious group is Christian (39%), though the borough has a smaller Christian population than nationally (46%).
- Brent has relatively large Hindu and Muslim populations: around 16% of residents are Hindu - the 3rd highest rate in England & Wales (after Harrow and Leicester, 26% and 18%). Around one in five residents are Muslim (21%), well above both the London and national averages, and the 15th highest rate nationally.
- Other smaller, but significant, religious groups in Brent include: Jewish (1.1%); Buddhist (0.9%); Jain (0.7%) and Sikh (0.5%) populations. Brent has the 2nd largest Jain population in England & Wales after Harrow.
- Around 14% of Brent residents stated they had no religion compared with 37% nationally. The remaining 7% of residents chose not to answer the census question (which was voluntary).

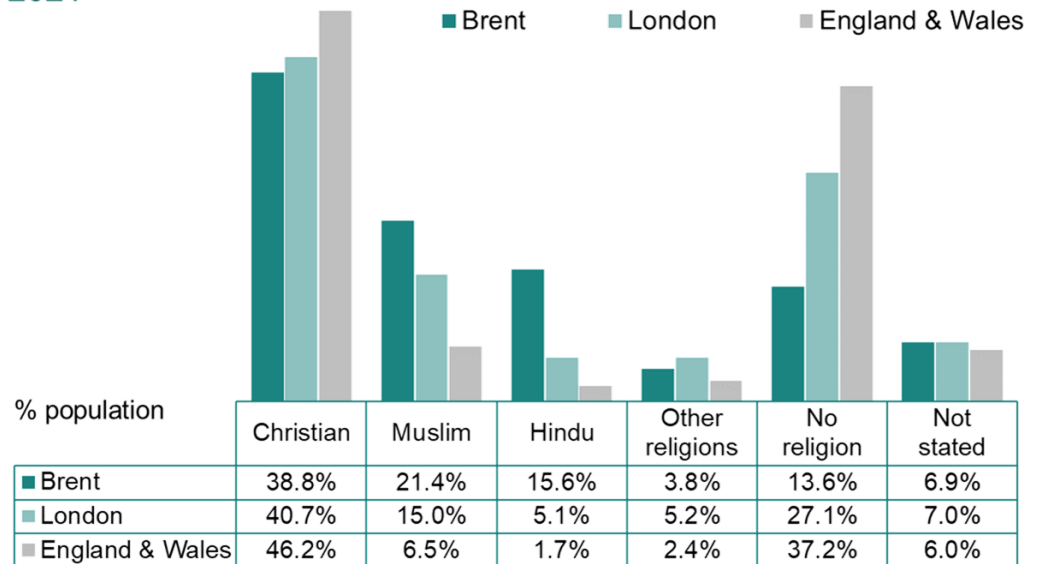
## Population by religion, Brent, 2021

Census question: *What is your religion?*



	Population
Christian	131,914
Muslim	72,574
Hindu	52,876
Jewish	3,723
Buddhist	3,117
Sikh	1,530
Other religion	4,424
- of which, Jain:	2,488
No religion	46,153
Not stated	23,506
<b>Total</b>	<b>339,817</b>

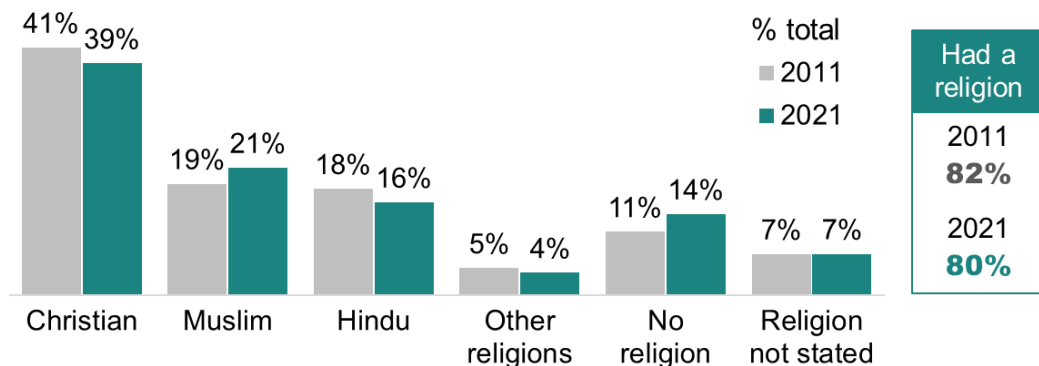
## Population by religion, Brent, London and England & Wales 2021



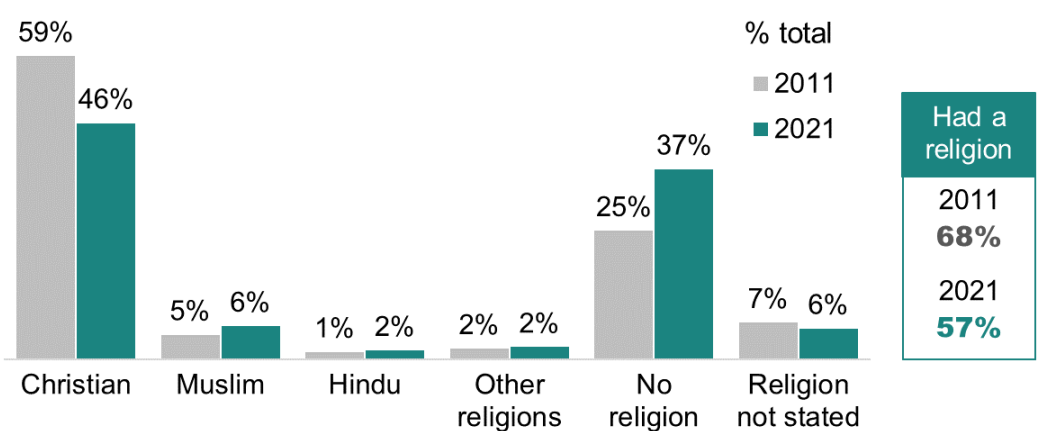
# Change 2011-2021: Brent compared with national trends

- While the religious make up of the borough's population has seen some change between 2011 and 2021, it has been far less pronounced than changes observed nationally.
- The number of Brent residents with no religion has grown by 40% since 2011. Those with no religion now make up 14% of the Brent population, up from 11% in 2011 – up 3 points. Across England & Wales, the percentage with no religion grew more strongly, from 25% to 37% (+12 points).
- Conversely, England & Wales saw a sharp fall in the percentage of Christians – from 59% to 46% (-13 points). Brent also saw a fall but it was far smaller (42% to 39%).
- Other changes in Brent, include a rise in the number of Muslim residents, by around one quarter. Muslim residents now comprise 21% of the population, up from 19% in 2011.
- The percentage of the Brent population who are Hindu saw a slight fall – from 18% to 16%.

**Population by religion 2011-21 Brent**



**Population by religion 2011-21 England & Wales**



**Population by religion 2011-21 Brent**

	Population		2011-21		% total		% point change
	2011	2021	Change	% change	2011	2021	
TOTAL	311,215	339,817	28,602	9.2%	100%	100%	0.0%
Christian	129,080	131,914	2,834	2.2%	41.5%	38.8%	-2.7%
Muslim	58,036	72,574	14,538	25.0%	18.6%	21.4%	2.7%
Hindu	55,449	52,876	-2,573	-4.6%	17.8%	15.6%	-2.3%
Other religions	14,134	12,794	-1,340	-9.5%	4.5%	3.8%	-0.8%
No religion	33,054	46,153	13,099	39.6%	10.6%	13.6%	3.0%
Not answered	21,462	23,506	2,044	9.5%	6.9%	6.9%	0.0%