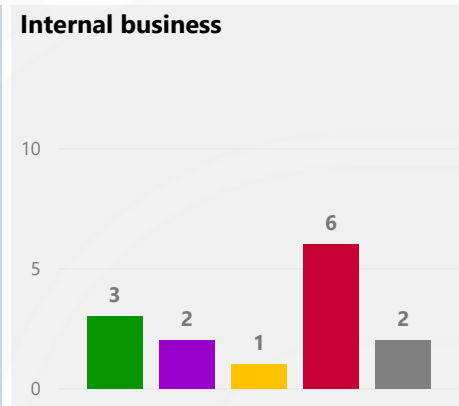
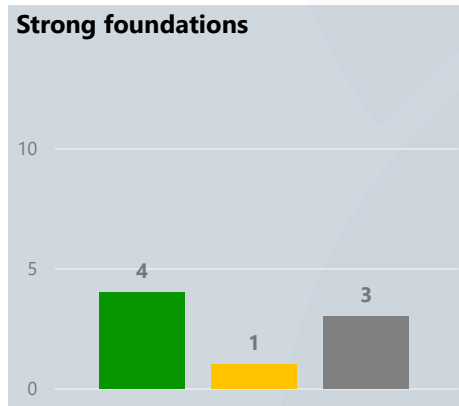
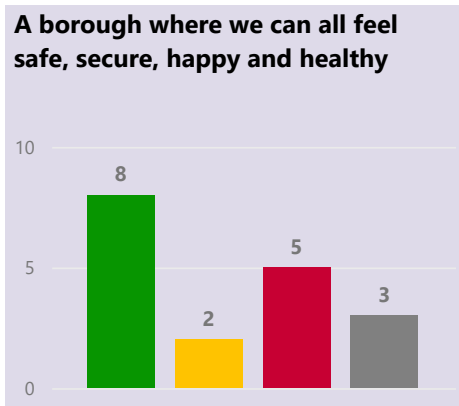
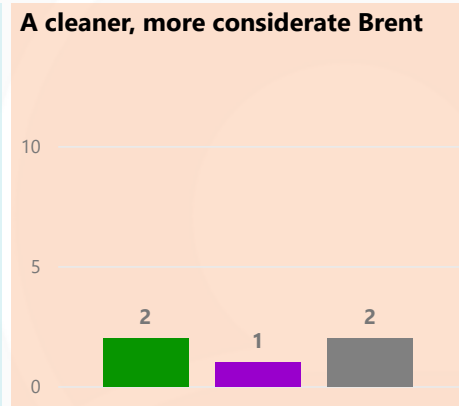
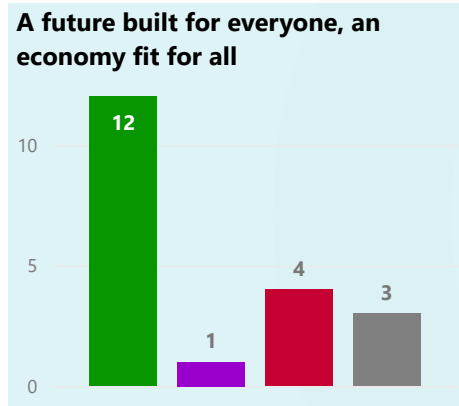
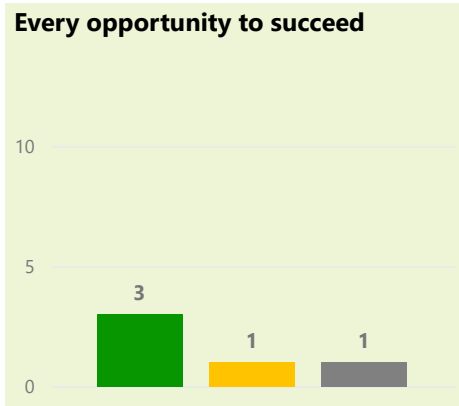


Corporate Performance Report Q4 2021-22

Indicators by RAG Rating



Key for Performance Rating

Unless otherwise defined, performance information is assessed using the following tolerances to give a RAG rating:

Green – At target or exceeding target

Purple – Outside target and where performance is directly attributable to the impact of COVID-19

Amber – 0.01% - 5% outside target, where performance is not directly attributable to the impact of COVID-19

Red – Greater than 5% outside target, where performance is not directly attributable to the impact of COVID-19

Contextual – No target set


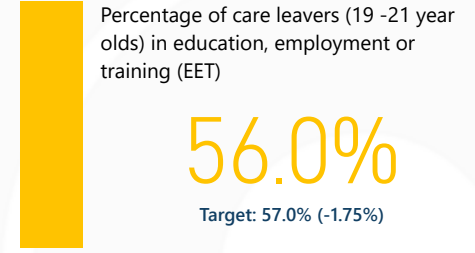
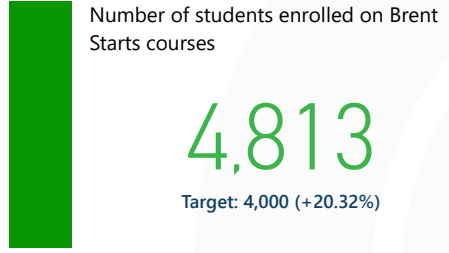
n/a – Data not available

Count of Red Ratings for Borough Plan KPIs by Department

Department	Q3 2021-22	Q4 2021-22	Trajectory
Chief Executive	0	0	→
Children & Young People	2	3	↑
Community Wellbeing	8	5	↓
Customer & Digital Services	0	0	→
Regeneration & Environment	1	1	→

Corporate Performance Report Q4 2021-22

Every opportunity to succeed



Corporate Performance Report Q4 2021-22

A future built for everyone, an economy fit for all

Average re-let time for properties with major voids works (calendar days)

113.7

Target: 72.0 (-57.95%)

Average re-let time for properties with minor voids works (calendar days)

107.3

Target: 35.0 (-206.7%)

Percentage of Category 2 defects repaired on time (Non-emergency repairs: response time to make highway...

66.6%

Target: 90.0% (-26.01%)

Number of affordable homes delivered by i4B

52

Target: 60 (-13.33%)

Percentage of properties with a valid gas certificate

96.9%

Target: 100.0% (-3.12%)

Number of affordable homes delivered by external providers (incl. S.106)

550

Target: 211 (+160.66%)

Number of households (families & singles) in Temporary accommodation (TA)

1,683

Target: 1,850 (+9.03%)

Number of new council homes delivered

1,600

Target: 1,600 (+0%)

Number of Houses of Multiple Occupation licensed within the borough

3,875

Target: 3,800 (+1.97%)

Number of empty properties refurbished and brought back in to use within the borough

102

Target: 100 (+2%)

Percentage of properties with a valid Fire Risk Assessment, in line with cyclical date for re-inspection

100.0%

Target: 100.0% (+0%)

Percentage of homelessness prevented and relieved

69.1%

Target: 50.0% (+38.14%)

Corporate Performance Report Q4 2021-22

A future built for everyone, an economy fit for all

Number of students who have participated in a Brent ESOL course

1,908

Target: 1,500 (+27.2%)

Employment rate

212

Target: 85 (+149.41%)

Number of employment outcomes in growth sectors through Brent employment services

113

Target: 1 (+11200%)

Number of residents in employment following participation in Moving On Up

46

Target: 1 (+4500%)

Number of local suppliers we use in Brent

35.0%

Target: 35.0% (+0%)

Parking driver compliance: PCNs issued:
Parking contraventions

132,665

Number of households residing in council housing whom have downsized to a smaller property

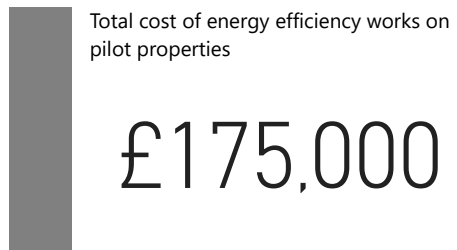
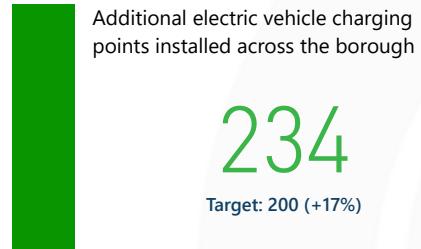
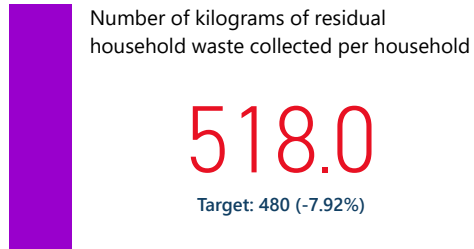
15

Amount of CIL collected

£18,389,248

Corporate Performance Report Q4 2021-22

A cleaner, more considerate Brent



Corporate Performance Report Q4 2021-22

A borough where we can all feel safe, secure, happy and healthy

Percentage of children becoming the subject of Child Protection Plan for a second or subsequent time

15.3%

Target: 12.0% (-27.5%)

Rate of referrals per 10,000 children

610.0

Target: 540.0 (-12.96%)

Stability of placements of Looked After Children: three or more placement moves (percentage)

16.7%

Target: 12.0% (-39.17%)

The outcome of short-term services: sequel to service (REABLEMENT)

67.3%!

Target: 75.0% (-10.28%)

Percentage of new birth visits within 14 days

60.8%

Target: 95.0% (-36%)

New admissions to residential & nursing care homes, 65+

154

Target: 149 (-3.36%)

Child Protection rate per 10,000 children

45.5

Target: 45.0 (-1.11%)

Early Help Assessments and reviews completed per 10,000 children

269.0

Target: 265.0 (+1.51%)

Percentage of successful completions as a proportion of all opiate drug users in treatment

6.2%

Target: 4.8% (+28.33%)

New admissions to residential & nursing care homes, 18-64

15

Target: 28 (+46.43%)

Increase in the number of people participating in heritage activity

44,911

Target: 30,000 (+49.7%)

Increase in social and physical cultural infrastructure in the borough: 500 Artists engaged in the Artists' Network

500

Target: 500 (+0%)

Corporate Performance Report Q4 2021-22

A borough where we can all feel safe, secure, happy and healthy

Increase in loans of physical and electronic stock from the libraries

893,555

Target: 500,000 (+78.71%)

Increase in social and physical cultural infrastructure in the borough: 5 meanwhile / temporary spaces secured ...

5

Target: 5 (+0%)

Reoffending rate by young offenders per cohort (Number of people in reoffending cohort for context)

39.6%

Target: 50.0% (+20.8%)

Rate of Looked After Children per 10,000 of population

44.0

Delivery of specialist accommodation (property receiving enhanced housing management)

26

The overall number of wet, dry or virtual visits to Brent's sports centres

1,148,815

Anti-Social Behaviour - Incidents (MOPAC Borough Priority)

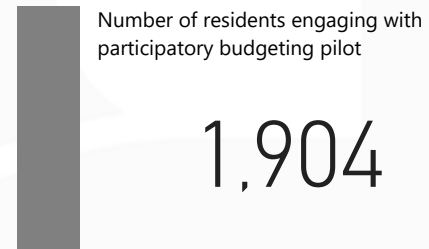
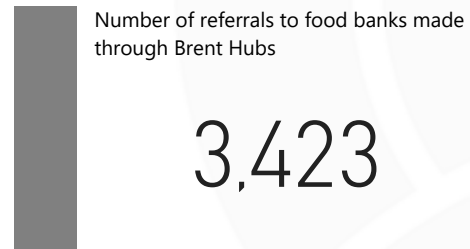
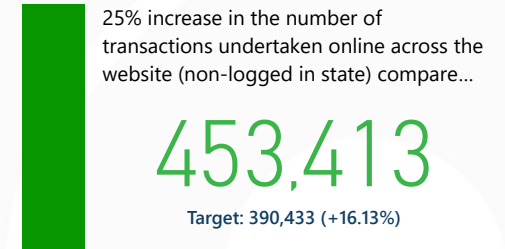
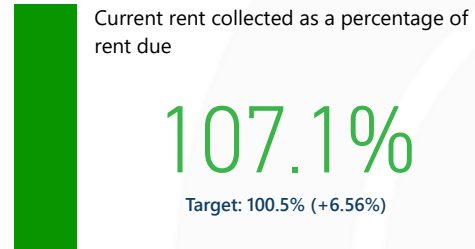
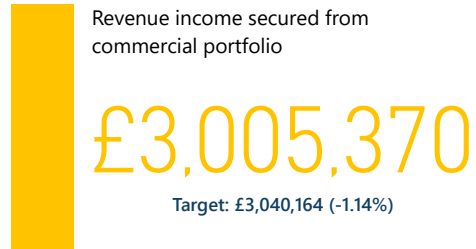
Data not available

Knife Crime - incidents

Data not available

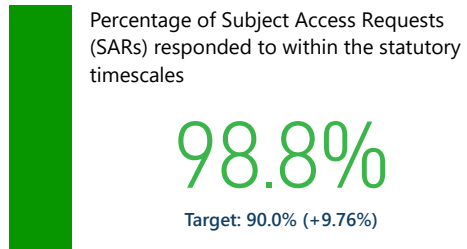
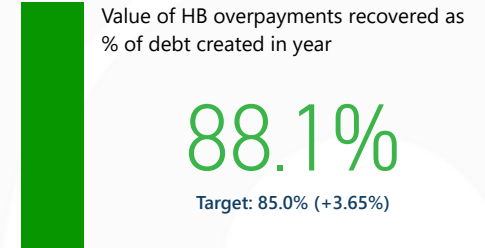
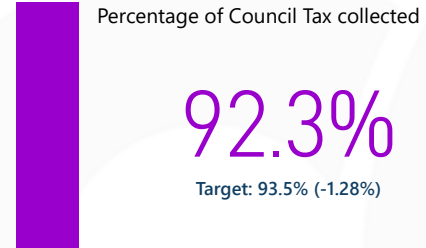
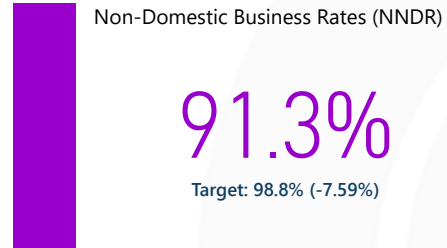
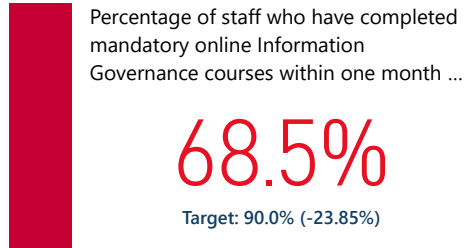
Corporate Performance Report Q4 2021-22

Strong foundations



Corporate Performance Report Q4 2021-22

Internal business



Corporate Performance Report Q4 2021-22

Internal business - Complaints Year to Date

