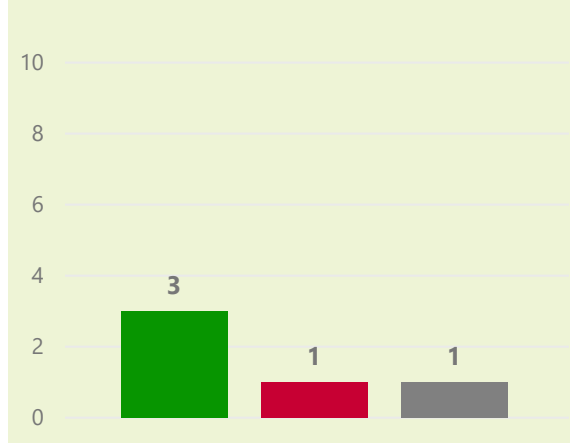


Corporate Performance Report Q1 2021-22

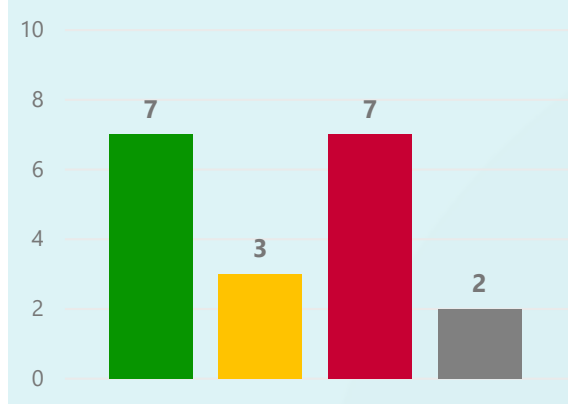
Indicators by RAG Rating



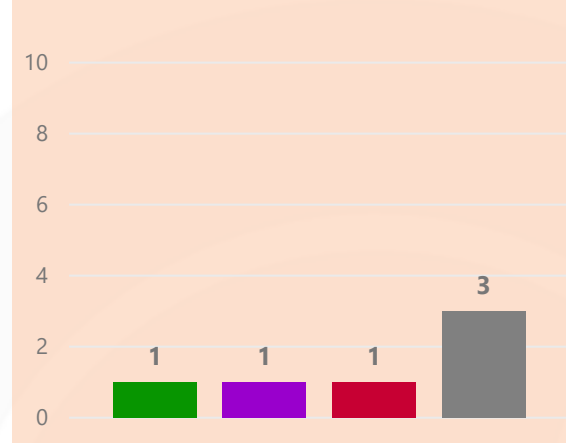
Every opportunity to succeed



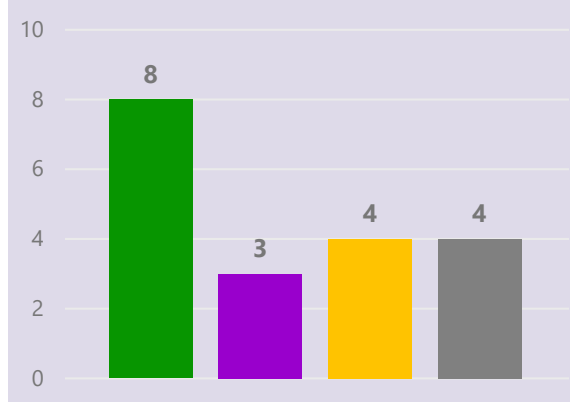
A future built for everyone, an economy fit for all



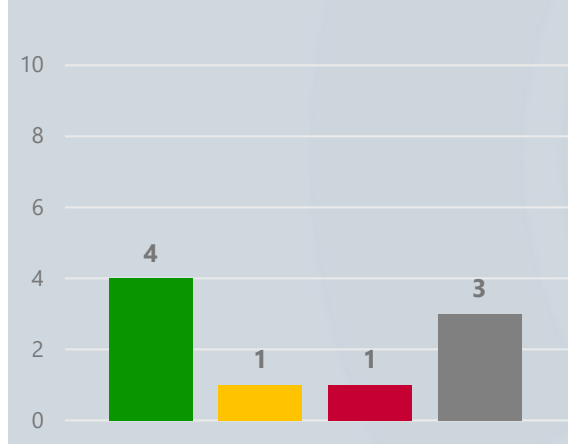
A cleaner, more considerate Brent



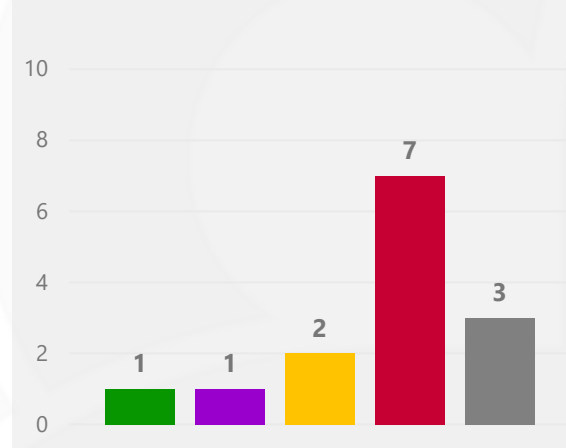
A borough where we can all feel safe, secure, happy and healthy



Strong foundations



Internal business



Key for Performance Rating

Unless otherwise defined, performance information is assessed using the following tolerances to give a RAG rating:

- Green** – At target or exceeding target
- Purple** – Outside target and where performance is directly attributable to the impact of COVID-19
- Amber** – 0.01% - 5% outside target, where performance is not directly attributable to the impact of COVID-19
- Red** – Greater than 5% outside target, where performance is not directly attributable to the impact of COVID-19
- Contextual** – No target set
- n/a** – Data not available

Corporate Performance Report Q1 2021-22

Every opportunity to succeed

Number of local apprenticeships/work experience opportunities (including focus on disadvantaged groups) [Social Value and Ethical Procurement Policy]

0!

Target: 6 (-100%)

Number of students enrolled on Brent Starts courses

5,114✓

Target: 5,000 (+2.28%)

Percentage of care leavers (19 -21 year olds) in education, employment or training (EET)

65.2%✓

Target: 57.0% (+14.3%)

Employment and Apprenticeship Outcomes (Brent Works and Hub service)

85✓

Target: 60 (+41.67%)

Percentage of LAC in education, employment or training (EET) (Year 12 and 13)

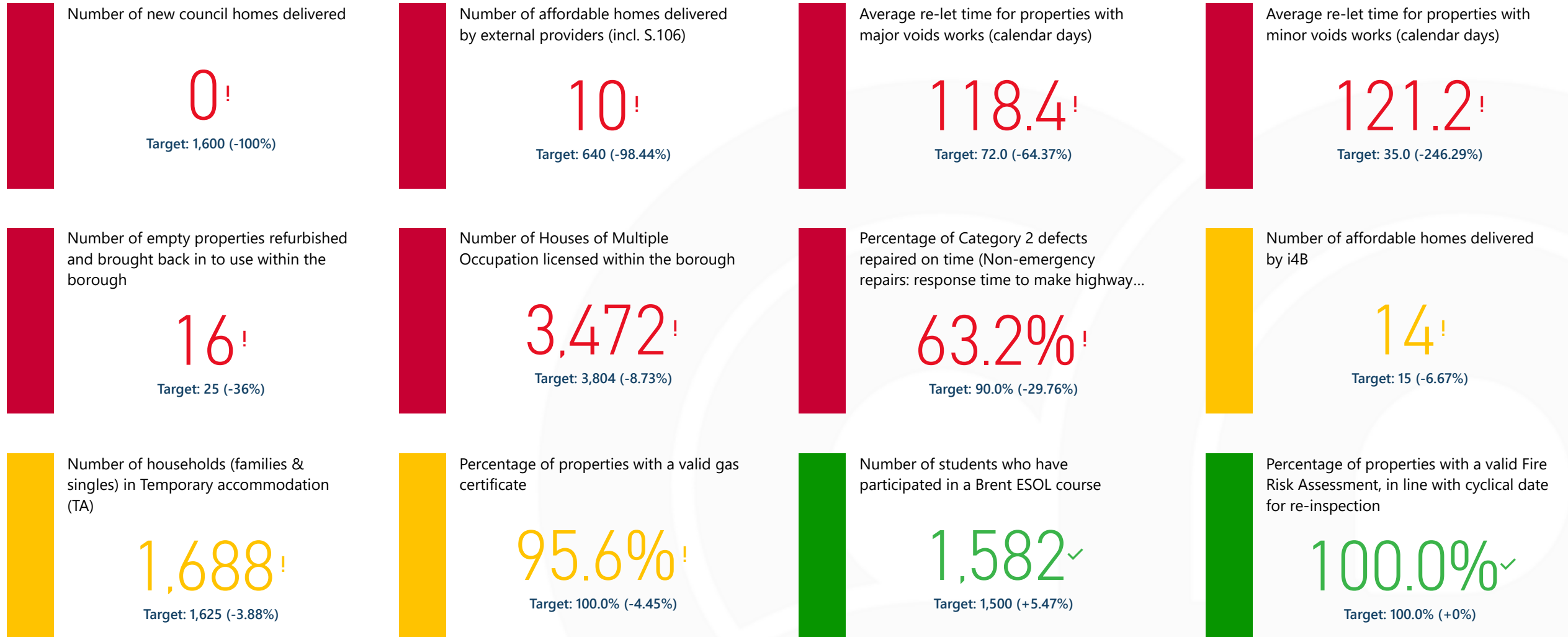
73.7%

Reduction in the attainment gaps for boys of Black Caribbean heritage with the national averages for all pupils at Key Stage 4: Attain...

Data not available

Corporate Performance Report Q1 2021-22

A future built for everyone, an economy fit for all



Corporate Performance Report Q1 2021-22

A future built for everyone, an economy fit for all

Percentage of homelessness prevented and relieved

63.7%✓

Target: 50.0% (+27.46%)

Employment rate

69✓

Target: 48 (+43.75%)

Number of employment outcomes in growth sectors through Brent employment services

20✓

Target: 20 (+0%)

Number of residents in employment following participation in Moving On Up

20✓

Target: 18 (+11.11%)

Number of local suppliers we use in Brent

40.0%✓

Target: 35.0% (+14.29%)

Parking driver compliance: PCNs issued:
Parking contraventions

33,376

Number of households residing in council housing whom have downsized to a smaller property

5

Percentage of empty retail units in Brent's priority town centres

Data not available

Amount of CIL collected

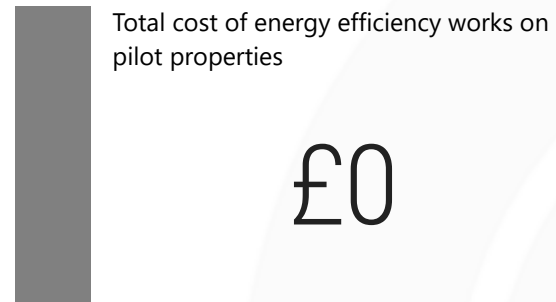
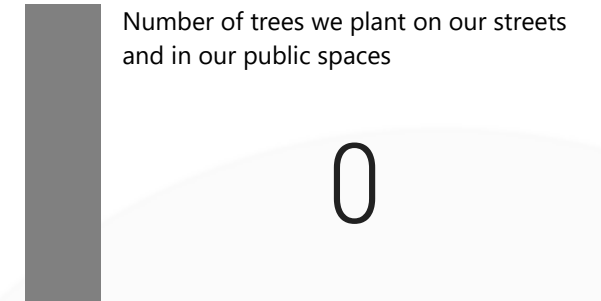
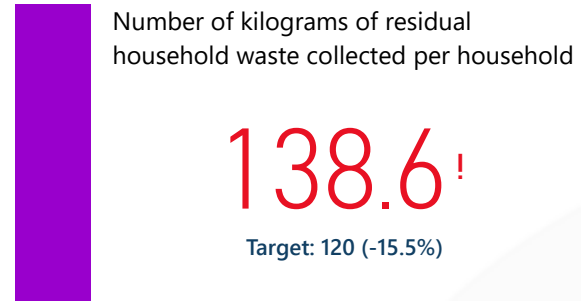
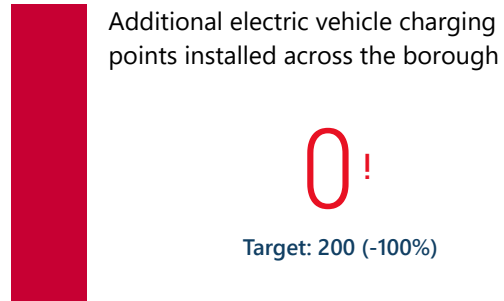
Data not available

Number of streets receiving walking/cycling improvements

Data not available

Corporate Performance Report Q1 2021-22

A cleaner, more considerate Brent



Corporate Performance Report Q1 2021-22

A borough where we can all feel safe, secure, happy and healthy

The outcome of short-term services: sequel to service (REABLEMENT)

69.5%!

Target: 75.0% (-7.33%)

Percentage of children becoming the subject of Child Protection Plan for a second or subsequent time

23.1%!

Target: 12.0% (-92.5%)

Increase in the number of people participating in heritage activity

5,123!

Target: 7,500 (-31.69%)

Rate of referrals per 10,000 children

141.2!

Target: 135.0 (-4.59%)

Early Help Assessments and reviews completed per 10,000 children

65.4!

Target: 66.3 (-1.3%)

Stability of placements of Looked After Children: three or more placement moves (percentage)

12.1%!

Target: 12.0% (-0.83%)

Increase in social and physical cultural infrastructure in the borough: 500 Artists engaged in the Artists' Network

489!

Target: 500 (-2.2%)

Delivery of specialist accommodation (property receiving enhanced housing management)

12✓

Target: 12 (+0%)

New admissions to residential & nursing care homes, 18-64

5✓

Target: 28 (+82.14%)

New admissions to residential & nursing care homes, 65+

46✓

Target: 149 (+69.13%)

Percentage of new birth visits within 14 days

96.5%✓

Target: 95.0% (+1.56%)

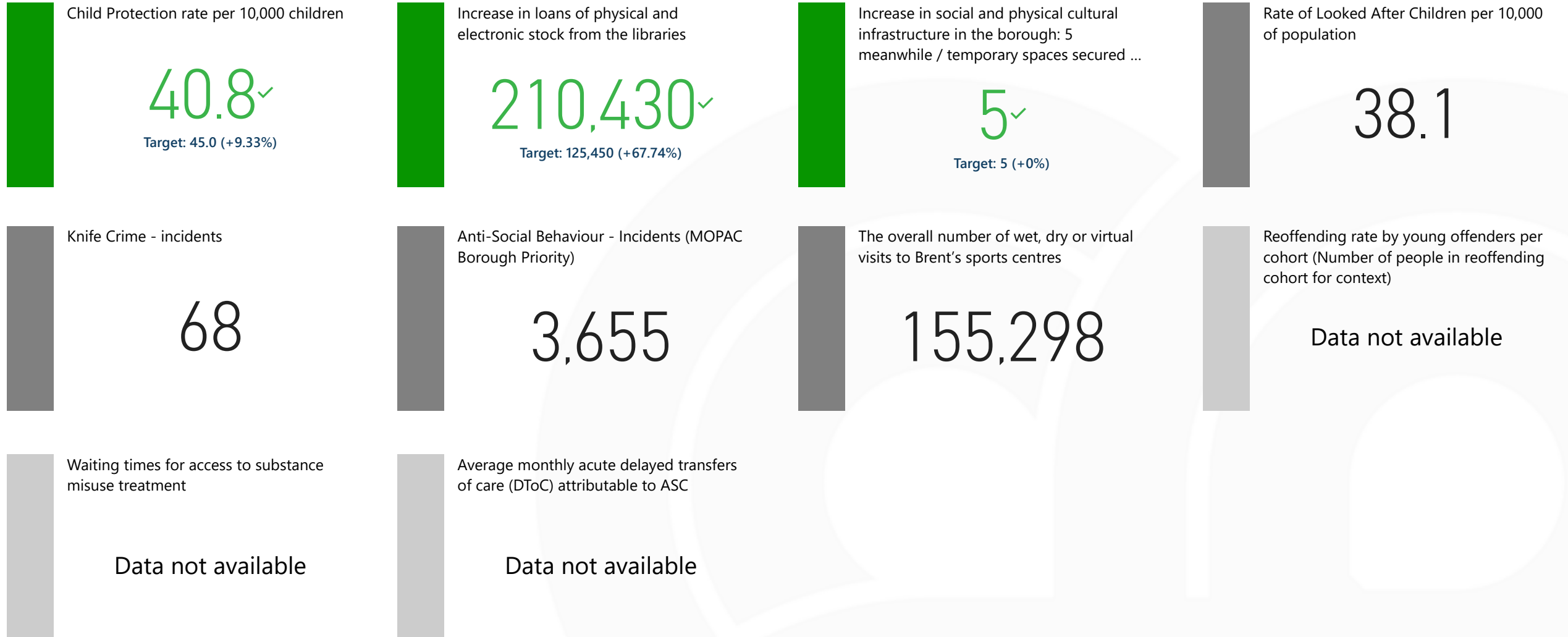
Percentage of successful completions as a proportion of all opiate drug users in treatment

6.3%✓

Target: 4.8% (+30.28%)

Corporate Performance Report Q1 2021-22

A borough where we can all feel safe, secure, happy and healthy



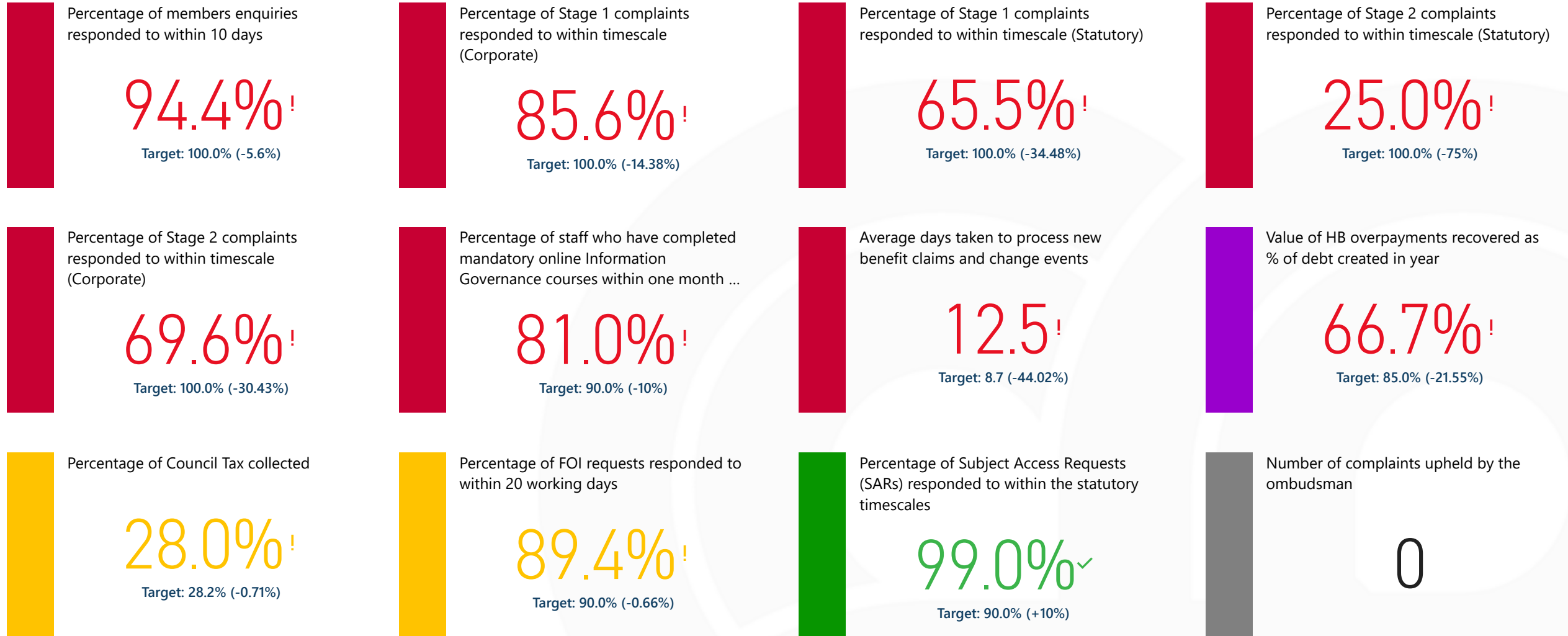
Corporate Performance Report Q1 2021-22

Strong foundations



Corporate Performance Report Q1 2021-22

Internal business



Corporate Performance Report Q1 2021-22

Internal business

Number of Stage 1 complaints upheld/partially upheld

190

Non-Domestic Business Rates (NNDR)

18.4%