

# Some examples of Year 1 PE in Autumn Term- Malorees Infants

RE Year 1 27 December 2020 Topic 18: Who do we thank?

Learning intention: To know how some Hindus say thank you.

Key Question: What do we know about Hindus? What do Hindus believe?

We looked carefully at a Hindu shrine and learnt all the key words including:

- Brahma and Vishnu
- Puja plate
- Shrine
- God and Goddess
- Candle and incense
- Kum Kum powder
- bell

We looked carefully at each item on the Puja plate and learnt about the meaning of each item in the puja ritual. We related this to our own lives, saying thanks for food and good things we receive.

"The shrine is shiny and you can see it is very special to Hindus"  
 "The bell rings to get all the gods to come to the people's house"  
 "The candle makes the house small lovely"



Key Question: What can we see? What can we taste? What can we feel?

The children drew their own shrines with puja plates. They used their senses to think about ways to describe each object.

"Delicious, happy sweets" "shiny golden gods"  
 "Noisy little bell" "hard smooth metal plate"

How do Hindu children celebrate special times?

Finally, we watched a video with children showing us how they visit the Hindu temple to say special prayers and give thanks.

Key Question: Can we remember what happens in Autumn when we think about harvest time?

We looked at the Learning about Autumn and all the things that happen.

We looked carefully at pictures of a harvest but, wouldn't you think it would be branches at the top of the tree?

The branches stop the sun shining through! The sun shines and the leaves fall under them! A number of the young children can sleep in the trees.



We looked about the trees and the ground. We saw the ground was full of give thanks to God for the harvest.

Key Question: What does the Jewish people make to celebrate harvest?

We looked carefully at a Sukkah which are branches of willow and leaves bound together. We watched Jewish children washing the Sukkah and saying prayers of thanks for the harvest food.

We made our own Sukkah using paper and glue. We would sleep and talk about things of thanks for the food we get to eat.

The children got to have a nice time at Sukkot because they make Sukkah and eat yummy food! The children must think it's exciting to sleep outside for 7 days - I got to go sleeping once and it was fun!

Unit 1a: Where did the world come from

Lesson 1: To know what are 'Big Questions'

I can think about a 'Big Question'

I can write my big questions on a special outside

Lesson 2/3: To know what some people believe the world came from

I can talk about where Christians believe the world came from

I can talk about how Christians believe the world was created

I can say I'll hold the power to create something, what that would be

Lesson 4: To know how Jewish people remember the creation story

I can read of the story of Genesis (Jewish belief in a Creator God)

I can talk about Shabbat, explaining it's a day of rest, starting on Friday night

I can remember which activities Jews are allowed and not allowed to do during Shabbat

Lesson 5: To know what Hindus believe about where the world came from

I can talk about how Hindus believe the world was created

I can say what differences are there between the Hindu belief and the Jewish belief

Lesson 6a: To know what others believe about where the world came from

I can learn to share about what others believe about where the world came from e.g. The Mayan Story of Creation

I can say what's similar and what's different

Lesson 6b: To know what scientist say about where the world came from

I can talk about the Big Bang theory on how the Earth was created

I can create my own Big Bang picture

Lesson 7/8: To know what you think about where the world came from

I can read some 'Big Questions' from lesson one

I can talk about what I have learnt where the world came from (Genesis, Brahms, 'Big Bang') I can say which explanation inspires me the most

I can express the stories of creation through dance movements

