

Brent Pension Fund Sub-Committee

Tuesday 14 February 2017 at 6.30 pm

Boardrooms 3/4 - Brent Civic Centre, Engineers Way,
Wembley HA9 0FJ

Membership:

Members

Councillors:

S Choudhary (Chair)

Aden

A Choudry

Daly

Davidson

Khan

Shahzad

Substitute Members

Councillors

Denselow, Moher and Perrin

Councillors

Non Voting Co-opted Members

Francesca Hammond UNISON

Stephen Holley North West

London College

For further information contact: Joe Kwateng, Governance Officer
0208 937 1354; joe.kwateng@brent.gov.uk

For electronic copies of minutes, reports and agendas, and to be alerted when the minutes of this meeting have been published visit:

democracy.brent.gov.uk

The press and public are welcome to attend part of this meeting

Agenda

Introductions, if appropriate.

Apologies for absence and clarification of alternate members

Item	Page
1	
Declarations of personal and prejudicial interests	
Members are invited to declare at this stage of the meeting, any relevant personal and prejudicial interests and discloseable pecuniary interests in any matter to be considered at this meeting.	
2	
Minutes of the previous meeting	1 - 6
3	
Matters arising	
4	
Deputations (if any)	
5	
London CIV Presentation	
6	
Investment Manager Presentation	
7	
Quarterly monitoring report on fund activity: Quarter to December 2016	7 - 20

This report provides a summary of the Fund's activity during the quarter ended 31 December 2016 and examines the economic and market background, and investment performance, as well as commenting on events in the quarter.

Ward affected: All Wards

Contact Officer: Conrad Hall, Chief Finance Officer

Tel: 020 8937 6528
conrad.hall@brent.gov.uk

8 Investment Strategy and Asset Allocation 21 - 28

This report notes the Council's approved asset allocation strategy and investment overview, particularly in relation to the London Collective Investment Vehicle (CIV).

Ward affected: All Wards **Contact Officer:** Conrad Hall, Chief Finance Officer
Tel: 020 8937 6528
conrad.hall@brent.gov.uk

9 Minutes of Pension Board - 13 December 2016 29 - 34

10 Any other urgent business

Notice of items to be raised under this heading must be given in writing to the Head of Executive and Member Services or his representative before the meeting in accordance with Standing Order 64.

11 Exclusion of Press and Public

The following items are not for publication as they relate to the following category of exempt information as specified in the Local Government Act 1972 namely:

"Information relating to the financial or business affairs of any particular person (including the authority holding that information)".

12 Investment Strategy Statement 35 - 66

This is the investment Strategy Statement ("ISS") of the Brent Pension Fund (The Fund) and administered by Brent Council (The Administering Authority).

Ward affected: All Wards **Contact Officer:** Conrad Hall, Chief Finance Officer
Tel: 020 8937 6528
conrad.hall@brent.gov.uk

13 Triennial Update of Key Strategies including Brent Council Contribution Rates 67 - 70

This report includes the draft Investment Strategy Statement (ISS), the proposed contribution rates for Brent Council and a request to finalise the FSS in consultation with all admitted bodies. The latter would normally have come for approval but issues with the data quality of smaller bodies and contractor performance caused large delays.

Ward affected: All Wards

Contact Officer: Conrad Hall, Chief
Finance Officer

Tel: 020 8937 6528
conrad.hall@brent.gov.uk

14 Verbal Update on Triennial Review

15 College Merger Transfer

71 - 72

Ward affected: All Wards

Contact Officer: Conrad Hall, Chief
Finance Officer

Tel: 020 8937 6528
conrad.hall@brent.gov.uk



- Please remember to set your mobile phone to silent during the meeting.
- The meeting room is accessible by lift and seats will be provided for members of the public.



LONDON BOROUGH OF BRENT

MINUTES OF THE BRENT PENSION FUND SUB-COMMITTEE Tuesday 8 November 2016 at 6.30 pm

PRESENT: Councillor S Choudhary (Chair), Councillor and Councillors Khan, Naheerathan and Perrin

Apologies for absence were received from: Councillors Daly and Shahzad

1. **Declarations of personal and prejudicial interests**

None.

2. **Minutes of the previous meeting**

RESOLVED:-

that the minutes of the previous meeting held on 28 June 2016 be approved as an accurate record of the meeting

3. **Matters arising**

None.

4. **Deputations**

5. **New Regulatory Oversight for LGPS Pension Schemes**

Members considered a report that inform them about the recent changes brought about by the Public Services Pension Act 2013 ("The Act") which have changed the regulatory framework of the LGPS Pensions Scheme, in particular, Section 13 of The Act. Gareth Robinson, Head of Finance informed members that Section 13 of the Act had introduced additional measures by which the activity of LGPS Schemes was overseen by Central Government, that has in turn appointed GAD (Government Actuary Department) to be the "appointed person" to deliver that function.

The Head of Finance continued that the legislation required the Government Actuary's Department (GAD), as the 'appointed person' to report on whether the LGPS funding valuations complied with four criteria: Compliance, Consistency, Solvency & Long-Term Cost Efficiency. He added that Section 13 was a review mechanism to ensure that all the valuations used appropriate assumptions and reported on a dry run process reviewing funding valuation methodologies and results that took place using 2013 data to determine where problems actually laid. Members heard that Brent Pension Fund met all four criteria however, it was clearly

flagged up as having a low overall funding level. Conrad Hall, Chief Finance Officer added that adequate strategy was in place to ensure that the funding level was closed, so as to avoid intervention by the GAD.

In the discussion that followed, members raised concerns about the low overall funding level asking whether the employee contributions were adequate in the current employment climate characterised by redundancies. Questions were also raised about the period over which the deficit could be addressed. Officers clarified that the employer contribution rate was appropriate within the current strategy being pursued and that as employee contribution was set by statute, it could not be changed by an employer. The Head of Finance added that the Fund would continue to comply with the requirements of GAD and that the results of the review by GAD when completed in 2018 would be reported to the Sub-Committee.

RESOLVED:

- i) that it be noted that the Pension Fund would need to comply with the section 13 process, responding to all queries and requirements of Government's Actuary Department (GAD).
- (ii) that it be noted that results on the review by GAD would come back to this Committee when GAD had completed its report (early 2018)

6. **Triennial Review**

The Sub-Committee considered a report from the Chief Finance Officer which provided updates on the progress in the Triennial Review. The report also requested members to approve the draft FSS (Funding Strategy Statement) for consultation and delegate to officers to fine-tune items within the FSS with regard to the individual employers.

Gareth Robinson (Head of Finance) explained that the FSS was the key document that set out the Pension Fund's strategy to achieve an appropriate funding level and manage risk appropriately whilst the Whole Fund identified the Pension Fund's overall funding level. He continued that The FSS included the time-frame through which the Pension Fund would be expected to become fully-funded by the various type of employers and expectations around guarantees. The statement further explained how the Pension Fund measured its liabilities, its approach to affording to pay for them and how it complied with regulatory requirements. The Triennial Review would then set the contribution rates of the various employers for the period 2017/18 through 2019/20. Gareth Robinson then invited Alan Johnson and Douglas Green, representatives of Hymans Robertson, to present to the Sub-Committee on their initial whole fund results.

Douglas Green, with reference to slide presentations, outlined the liability assumptions which fell into 2 broad categories; financial and demographic. Under financial, assumptions were made of investment return, inflation, pay increases, pension increases taking into account economic outlook, actual scheme assets and historical pay growth. Under demographic, assumptions were made of life expectancy, retirement age and causes, withdrawals and marriage statistics and considering population trends, members' social status and past scheme experiences. He then drew members' attention to the Whole Fund results which

revealed the deficit amount and the overall funding level. Douglas Green in continuation explained the sources of deficit changes between March 2013 and March 2016 and added that the FSS would establish a clear and transparent fund specific strategy and contributions.

Alan Johnson and Douglas Green were thanked for their presentation.

Members then asked questions about the impact of redundancies, early retirements and shared services on the Fund's strategy and funding levels. Conrad Hall explained that the Council no longer pursued a policy of enhanced or added years for early retirement and that as capital cost was paid into the account, there was no significant impact on the fund's strategy. He added that the shared services had no impact as it did not affect the investment policy. He emphasised that as employer contributions were the single largest component in the Pension Fund's yearly cash inflow, appropriate contribution rates by the various employers were necessary for the Pension Fund to improve its funding level. Members' noted that the contribution strategies would bind the employers to differing amounts over the next three years.

RESOLVED:

- (i) that the update on the Triennial Review process be noted;
- (ii) that the results of the Triennial Valuation – whole fund results be noted;
- (iii) that the Current Draft of the Funding Strategy Statement (FSS) be agreed;
- (iv) that delegated authority be granted to Council Officers for the completion of certain detailed elements with the Fund Actuary, when employer-level calculations become available;
- (v) that it be noted that the FSS would be consulted with employers as required by LGPS Regulations;
- (vi) that it be noted that the FSS would come back to this Committee for formal ratification after consultation had ended;
- (vii) that the decision on Council contribution rate with the Fund Actuary using this modelling and the principles of the FSS be delegated to the Chief Finance Officer.

7. Monitoring report on fund activity for the quarter ended September 2016

Members received a report that provided a summary of the Fund's activity during the quarter ended 30 September 2016. The report also examined the economic and market background, and investment performance with comments on events in the quarter. Members noted that the Fund increasing trend in its value continued into the current quarter, 3 which saw an increase in value by 5.8% from £708.4m to £749.7m. In addition, the Fund received sale proceeds of £17.8m from the Aviva UK property fund, £5.5m from Private equity distributions and £4.5m call payment made to Alinda Parallel III.

Gareth Robinson, Head of Finance, informed members that with Capital Dynamics entering a mature stage in its portfolio and distributing large amounts of cash, the

Fund's cash position was such that it now had cash on hand to re-allocate to its intended strategic allocation. He added that although delays within the CIV had made this challenging, it would not change the Fund's strategy of generating better net returns through reducing fees by investing through the London CIV. It does mean that the Fund would seek other options in the immediate term and look at options with regards to its cash. Members also noted the contents of the Independent Adviser's report, attached as an appendix to the monitoring report.

RESOLVED:

that the monitoring report for the quarter ending September 2016 be noted.

8. **Update on the London CIV and the Fund's Investment Options**

The Sub-Committee received a report that provided an update on the London CIV and the timescales attached to making Investments within it. The report also updated on challenges the CIV due to delays with on-boarding investments and selecting new managers.

Gareth Robinson (Head of Finance) informed members that due to significant delays in trying to get the investments to pool within the Authorised Contractual Scheme (ACS), there had been problems for the London CIV in relation to on-boarding LGIM. He clarified that LGIM reduced its fees so significantly that the London CIV chose to keep them out of the London CIV pool. This has posed a problem for the London CIV in that it would not achieve some of the income that it anticipated, resulting in short term funding problems. The London CIV has informed the various Pension Funds that it would need to identify additional monies over the next couple of years to pay for the operations of the CIV, estimated about £5m to £6m over the next two years to pay for the appropriate level of skills. The London CIV agreed to send out a briefing note explaining the situation in greater detail and presenting a case to the London funds for a route to covering the anticipated gap. He undertook to share with the Sub-Committee, the contents of the briefing note, when it was received.

RESOLVED;

that the update the London CIV and the Fund's investment options be noted.

9. **Short Term Cash Investment**

Members considered a report that sought to address the challenge of having large cash balances on-hand awaiting investment decisions, achieving very low or nil returns, while being placed with a single bank. The measures being proposed would allow the Pension Fund to be able to invest short-term quickly and reduce the risk of having up to 10% of the Fund at risk due to being held by a single bank that did not meet the Council's own Treasury Management Investment criteria.

In setting the background, Gareth Robinson (Head of Finance) stated that the higher than anticipated cash balances arose from delays within the Collective

Investment Vehicle (CIV) through which the Fund planned to invest the majority of its funds in the near future. In order to tackle appropriately the short-term issue of investing excess cash, the Pension Fund wanted to make use of the existing Treasury Management facility within the Council, the Treasury Management strategy, which was considered prudent and low-risk. He clarified an alternative option of loaning the excess cash to the Council and the risks involved and recommended the option of investing directly via the Treasury Management facility.

RESOLVED:

- (i) that use of the Treasury Management function to make short-term investments and utilising Brent Council's existing framework to protect the excess cash of The Fund be agreed;
- (ii) that the responsibility for making short-term cash investment decisions be delegated to the Chief Finance Officer.

10. **Minutes of Pension Board**

RESOLVED:

that the minutes of the Pension Board be noted.

11. **Annual Report 2015-16**

Members received the annual report and accounts of the Brent Pension Fund for the year 2015/16.

RESOLVED:-

that the annual report and accounts of the Brent Pension Fund for the year 2015/16 be noted.

12. **Any other urgent business**

None.

13. **Exclusion of press and public**

RESOLVED:

That press and public be excluded from the remainder of the meeting as the reports to be considered contained a category of exempt information as specified in the Local Government Act 1972 namely:

"Information relating to the financial or business affairs of any particular person (including the authority holding that information)".

14. **Funding strategy statement (FSS)**

Members received a report prepared by London Borough of Brent, (“the Administering Authority”) in collaboration with the Fund’s actuary, Hymans Robertson LLP, and after consultation with the Fund’s employers and investment adviser. The report set out the Funding Strategy Statement (FSS).

Representatives of Hymans Robertson LLP gave a detailed presentation and answered members’ questions.

RESOLVED:

that the Funding Strategy Statement (FSS) of the London Borough of Brent Pension Fund (“the Fund”) be noted.

15. **Actuarial Contract Re-procurement**

The Sub-Committee considered a report that requested the Chief Finance Officer to complete all necessary requirements regarding the re-procurement of the actuarial contract so that it could come to the Pension Fund Sub-Committee at the earliest possible time for approval.


Gareth Robinson, Head of Finance, introduced the report and referenced the detail section together with the financial implications.

RESOLVED:

- (i) that delegated authority be granted to the Chief Finance Officer as S. 151 officer to finalise any necessary requirements on Actuarial Contract, with the intent of bringing the contract back to the earliest possible appropriate meeting of the Sub-Committee in 2017;
- (ii) that the actuarial contract should have a term that did not conflict in the future with the Triennial Review;
- (iii) that the actuarial contract be extended so that it did not conflict with Year-End processes in 2017

The meeting closed at 8.40 pm

S CHOUDHARY
Chair

 Brent	<p style="text-align: center;">Pension Fund Sub-Committee</p> <p style="text-align: center;">14th February 2017</p> <p style="text-align: center;">Report from the Chief Finance Officer</p>
For Information	Wards Affected: ALL
Quarterly monitoring report on fund activity: Quarter to December 2016	

1.0 SUMMARY

- 1.1 This report provides a summary of the Fund's activity during the quarter ended 31 December 2016. It examines the economic and market background, and investment performance, as well as commenting on events in the quarter. The main points arising are:
- a) The Fund increased in value from by 3.6% £749.7m to £776.9m during the quarter 4 ended 31 December 2016.

2.0 RECOMMENDATIONS

- 2.1 Members are asked to note the investment report.

3.0 DETAIL

- 3.1 Economic growth in the fourth quarter in the UK has been solid. Economic growth has surprised most commentators and investment performance has been greater than expected. However, it is hard to determine how much of that is due to the Bank of England's actions to re-start quantitative easing and the weakened pound; the long-term economic outlook is profoundly unclear. It is important to note that growth was already underway long before Brexit. The lack of clarity around the Government's position and that businesses would be differentially impacted by the different approaches taken has made the future unusually difficult to forecast. It is likely interest rates will cannot go much lower. This has made long-term investment returns more challenging, even as in the short-term there has been significant appreciation, as cheap money pumps up asset prices.
- 3.2 A full market review for the quarter ended 31 December 2016, written by the Independent Financial Adviser, is attached. However, It is important to note in the table below that the majority of growth in the fund has come from appreciation and this quarter has seen more than 3% return solely due to appreciation.

- 3.3 The Fund's position in cash has also risen to the point it now has the cash on-hand to re-allocate to its intended strategic allocation. With Capital Dynamics entering a mature stage in its portfolio and distributing large amounts of cash, this strengthens the Fund's ability to achieve this strategic goal. This is counter-balanced by uncertainty over one of the largest sub-funds, as either £30m approximately will leave Brent Pension Fund or £20m will move to Brent Pension Fund.
- 3.4 UK-AVIVA and YFM have reduced to £5.8m and £0.6m respectively, as the Fund is exiting the former, gradually subject to commercial market conditions and the latter is already being run round down.
- 3.5 The following distributions or capital proceeds took place in Q4 2016:
- £13.7m sales proceeds from the Aviva UK property fund
 - Capital Dynamic private equity distributions in the quarter of £3.5m.
 - £2.1m distributions from Alinda Parallel II Infrastructure.

Table 1: Asset allocation as at 31 December 2016 compared to the benchmark

ASSET CLASS	30/09/2016 Value (£m)	Net Investment Value (£m)	Appreciation (£m)	31/12/2016 Value (£m)	% of Fund	Allocation Target (%)	Deviation (%)
Fixed Income							
Henderson-Total Return Bond Fund	90.6	0	-0.8	89.8	11.6	15.0	-3.4
Equities							
UK - L&G	98.7	0	3.8	102.5	13.2		
UK Smaller Cos - Henderson	27.3	0	0.7	28	3.6		
Overseas Developed - L&G	236.3	0	17.3	253.6	32.6		
Equities - Total	362.3	0	21.8	384.1	49.4	45.0	4.4
Diversified Growth							
Baillie Gifford	72.3	0	1.5	73.8	9.5	21.0	-11.5
Property							
UK - AVIVA	16.7	-13.7	-0.8	2.2	0.2		
Europe - AVIVA	3.7	0	-0.1	3.6	0.5		
Property - Total	20.4	-13.7	-0.9	5.8	0.7	0.0	0.7
Private Equity							
Capital Dynamics	83.3	-3.5	4.6	84.4	10.8		
Yorkshire	0.6	0	0	0.6	0.1		
Private Equity Total	83.9	-3.5	4.6	85	10.9	10.0	0.9
Infrastructure							
Alinda	40.2	-2.1	2.4	40.5	5.2		
Capital Dynamics	11.2	0.1	0.2	11.5	1.5		
Infrastructure Total	51.4	-2	2.6	52	6.7	8.0	-1.3
Cash Deposits							
	68.8	-17.9	35.6	86.5	11.1	1.0	10.1
Grand Total	749.7	-37.1	64.4	777.0	100.0	100.0	0.0

3.6 The independent Custodian Northern Trust measures the returns on the Brent Pension Fund. Table 2 sets out returns for the periods to 31 December 2016.

Table 2: Investment Returns in Individual Markets

Investment Category	31-Dec-16								Benchmark/ Index Description
	RETURNS								
	Qtr Ending 30/09/16				Qtr Ending 31/12/16				
Fund %	Benchmark %	Relative Return %		Fund %	Benchmark %	Relative Return %			
Fixed Income									
Henderson Total Return Bond Fund	3.0	0.1	2.9		-0.7	0.1	-0.8		Absolute Return 6% pa
Equities									
UK - Legal & General	7.8	7.8	0.0		3.9	3.9	0.0		FTSE All Share
UK - Small Companies Henderson	17.1	12.8	4.3		2.6	4.5	-1.9		FTSE Small Cap
O'seas Developed - Legal & General	8.3	8.3	0.0		7.3	7.3	0.0		FTSE Dev World ex UK
Property									
Aviva Investors	-2.4	0.1	-2.5		-4.6	2.3	-6.9		IPD All Properties Index
Private Equity									
Capital Dynamics	*	*	*		*	*	*		Absolute Return 8% pa
Yorkshire Fund Managers	*	*	*		*	*	*		Absolute Return 8% pa
Infrastructure									
Alinda Capital Partners	2.7	1.9	0.8		3.7	1.9	1.8		Absolute Return 8% pa
Capital Dynamics	*	*	*		*	*	*		Absolute Return 8% pa
Pooled Multi Asset									
Baillie Gifford	4.7	1.0	3.7		2.0	0.9	1.1		Base Rate + 3.5% pa
Cash	0	0.1			0	0.1			Base Rate
Total	5.5	5.1	0.4		3.3	3.3	0		

3.7 As you will note above, there have been varying levels of performance. After a surprising performance in Q3, Henderson Bond Fund has returned to under-performing the benchmark. Legal & General have performed at the market rate of return because they are tracker funds. Henderson Small-caps has performed slightly below the benchmark but it is volatile and overall, as a sector, it has performed well, therefore it is not an area of concern. Aviva has under-performed but the Pension Fund is getting out of commercial property. YFM and Capital Dynamics are not compared in this manner because they are private equity. This is planned to be rectified and officers are seeking to find an alternative comparison methodology. Alinda's Infrastructure investment has done very well in large part because it is primarily denominated in American dollars and this has appreciated versus the UK pound. Baillie Gifford had its second strong quarter in a row. Cash has just started being invested via Treasury to enable a return and protect the principal, but returns will inevitably be commensurate with the level of risk tolerated.

3.8 LGPS investment regulations state that the Administering Authority shall have regard both to the diversification and the suitability of investments. The following table notes the compliance record when comparing the Fund's actual investment exposure with the Pension Fund's planned investment levels, as agreed within the FSS. There is a known problem with LGIM as the Council had limited options with regards to investments except for liquidating into cash a year ago. Members were told previously about being over-weight in passive equities in February 2016. There was a clear plan to invest through the CIV and this was anticipated to be a short-term issue at that time.

Table 3: Compliance with Investment limits as noted within the FSS

Investment	Planned Limits	Actual exposure at 31 December 2016	Compliant Yes / No
Any single holding	10%	3%	Yes
Unit trusts managed by any one body	35%	46%	No
Unit trusts under one policy managed by one body	35%	32%	Yes
Lending to any one borrower	10%	3%	Yes
Unlisted securities of companies	15%	Nil	Yes
Any single partnership	5%	3%	Yes
Total investment in partnerships	30%	17%	Yes

3.9 Outstanding contractual commitments:

Table 4: The outstanding contractual commitments on existing investments

	30 June 2016 £'000	30 Sep 2016 £'000	31 Dec 2016 £'000
Capital Dynamics	20,819	21,389	21,729
Alinda	23,540	19,405	21,427
Yorkshire Fund Managers	0	0	0
Total	44,359	40,794	43,156

These outstanding investment commitments mean that the Fund needs to retain a sizeable cash balance to meet capital call payments as they arise.

4. FINANCIAL IMPLICATIONS

4.1 These are no direct financial implications of this report.

5. DIVERSITY IMPLICATIONS

5.1 None.

6. STAFFING IMPLICATIONS

6.1 None.

7. LEGAL IMPLICATIONS

7.1 None.

8. BACKGROUND INFORMATION

- 8.1 Henderson Investors – December 2016 quarterly report
- Legal & General – December 2016 quarterly report
- Northern Trust Performance Report December 2016

9. CONTACT OFFICERS

- 9.1 Persons wishing to discuss the above should contact Gareth Robinson in the Investment and Pensions Section, on 020 8937 6567 at Brent Civic Centre.



QUARTERLY REVIEW PREPARED FOR

Brent Council Pension Fund

Q4 2016

17th January 2017

Peter Davies

AllenbridgeEpic Investment Advisers Limited (Allenbridge)

Peter.Davies@allenbridge.com

www.allenbridge.com

This document is directed only at the person(s) identified above on the basis of our investment advisory agreement with you. No liability is admitted to any other user of this report and if you are not the named recipient you should not seek to rely upon it. It is issued by AllenbridgeEpic Investment Advisers Limited (company number 04533331), an appointed representative of Allenbridge Capital Limited which is Authorised and Regulated by the Financial Conduct Authority.

AllenbridgeEpic Investment Advisers Limited is a subsidiary of Allenbridge Investment Solutions LLP.

BRENT COUNCIL PENSION FUND

Quarterly Review, October – December 2016

Report by the Independent Financial Adviser

Economy

1. The UK economy has held up better than expected, with a growth rate of +0.6% for the third quarter. UK inflation is beginning to rise from abnormally low levels as the effect of a weaker pound becomes apparent.

(In the table below, bracketed figures show the forecasts made in October)

Consensus real growth (%)						Consumer prices latest (%)
	2013	2014	2015	2016E	2017E	
UK	+1.7	+2.8	+2.3	+2.0 (+1.8)	+ 1.2	+1.2(CPI)
USA	+1.9	+2.4	+2.4	+1.6 (+1.5)	+ 2.3	+ 1.7
Eurozone	-0.4	+0.8	+1.5	+1.6 (+1.5)	+ 1.4	+ 1.1
Japan	+1.7	+0.3	+0.6	+0.9 (+0.6)	+1.1	+0.5
China	+7.7	+7.4	+6.9	+6.7 (+6.6)	+6.4	+2.1

[Source of estimates: The Economist, January 14th, 2017]

2. The surprise victory by Donald Trump in the US Presidential Election was initially greeted with sharp falls in equity markets, but these were soon reversed in developed markets as investors concentrated on Trump's plans to cut taxes, deregulate energy, healthcare and financial services, and to offer tax incentives for infrastructure. The dollar strengthened to its highest level in 14 years on a trade weighted basis.
3. In his Autumn Statement on November 23, Philip Hammond confirmed that UK **government borrowing** would be much higher in each of the next 5 years than previously forecast. In total the additional borrowing required over the 5 years amounts to £122bn. This is largely due to slower GDP growth of 2.1% in 2016, 1.4% in 2017, 1.7% in 2018 and 2.1% in next two years, giving a cumulative reduction of 2.4% over the 5-year period. He has replaced George Osborne's target of achieving budget surplus on in 20/21 with an upper limit on the deficit of 2% of GDP (and a forecast level of 0.7%) in 20/21. He hopes to balance the budget as soon as possible after 2020. Debt/GDP will peak at 90% in 2017/8. Among other measures, Hammond announced the government is to spend £23bn on a **National Productivity Investment Fund**, to cover R&D, innovation in housing, rail & road, digital network etc

4. On December 14th, the US Federal Reserve raised the Fed Funds interest rate from 0.5% to 0.75% - the first increase since December 2015. They said they expect to make three more rises during 2017. The European Central Bank announced it would continue its programme of quantitative easing from April to December 2017, but at a reduced rate of €60bn per month, instead of the current €80bn.

5. The Italian Prime Minister, Matteo Renzi, resigned after a heavy defeat in the constitutional referendum on December 4th. His successor is the former Foreign Minister Paolo Gentiloni. In the French Presidential primaries, Francois Fillon gained the nomination of the centre-right party, eliminating ex-President Sarkozy from the race, while President Hollande announced he would not be standing for re-election as the Socialist Party candidate.

Markets

Equities

6. After the result of the US Election, most **equity markets** gained ground – with the exception of Pacific Basin and Emerging Markets which would be disadvantaged by the stronger dollar. Japan was helped by the weakening of the yen.

	Capital return (in £, %) to 31.12.16		
Weight %	Region	3 months	12 months
100.0	FTSE All-World Index	+6.1	+26.2
56.1	FTSE All-World North America	+8.4	+31.2
8.4	FTSE All-World Japan	+5.0	+20.0
11.3	FTSE All-World Asia Pacific ex Japan	+0.3	+24.6
15.3	FTSE All-World Europe (ex-UK)	+5.1	+15.3
6.2	FTSE All-World UK	+3.4	+14.3
8.8	FTSE All-World Emerging Markets	+1.8	+31.4

[Source: FTSE All-World Review, December 2016]

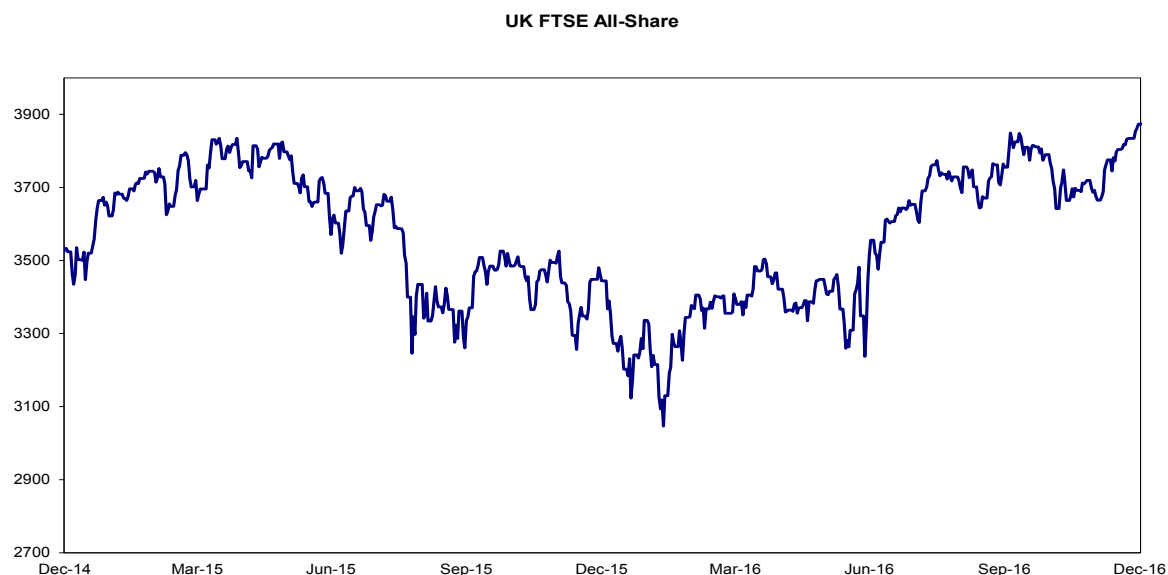
7. Within the UK market the mid-cap section was the weakest in the quarter and – by a wide margin – for the full year. These companies were seen as being more reliant on the domestic economy and not enjoying the boost to foreign earnings from £ weakness which many large-cap companies received.

(Capital only%, to 31.12.16)	3 months	12 months
FTSE 100	+3.5	+14.4
FTSE 250	+1.2	+3.7
FTSE Small Cap	+3.4	+11.0

FTSE All-Share	+3.1	+12.4
-----------------------	-------------	--------------

[Source: Financial Times]

The All-Share Index has surpassed its previous high from March 2015



8. The turnaround in energy and resource prices from the early days of 2016 propelled the Oil & Gas and Basic Materials sectors from the two bottom places in 2015 to the top two rungs in 2016. Relative to the All-World Index, Oil & Gas went from -20% to +20%, between 2015 and 2016, while Basic Materials went from -16% to +17%. Conversely, the non-cyclical sectors were the weakest in 2016, having been very buoyant in 2015.

Capital return (in £, %) to 31.12.16		
Industry Group	3 months	12 months
Oil & Gas	+12.2	+46.8
Basic Materials	+ 9.3	+43.3
Technology	+ 4.7	+32.9
Industrials	+ 6.5	+32.1
Financials	+13.8	+26.8

FTSE All-World	+6.1	+26.2
Utilities	+ 1.0	+23.9
Telecommunications	+ 2.3	+22.0
Consumer Services	+ 4.4	+20.7
Consumer Goods	+ 0.7	+19.7
Health Care	-1.1	+10.1

[Source: FTSE All-World Review, December 2016]

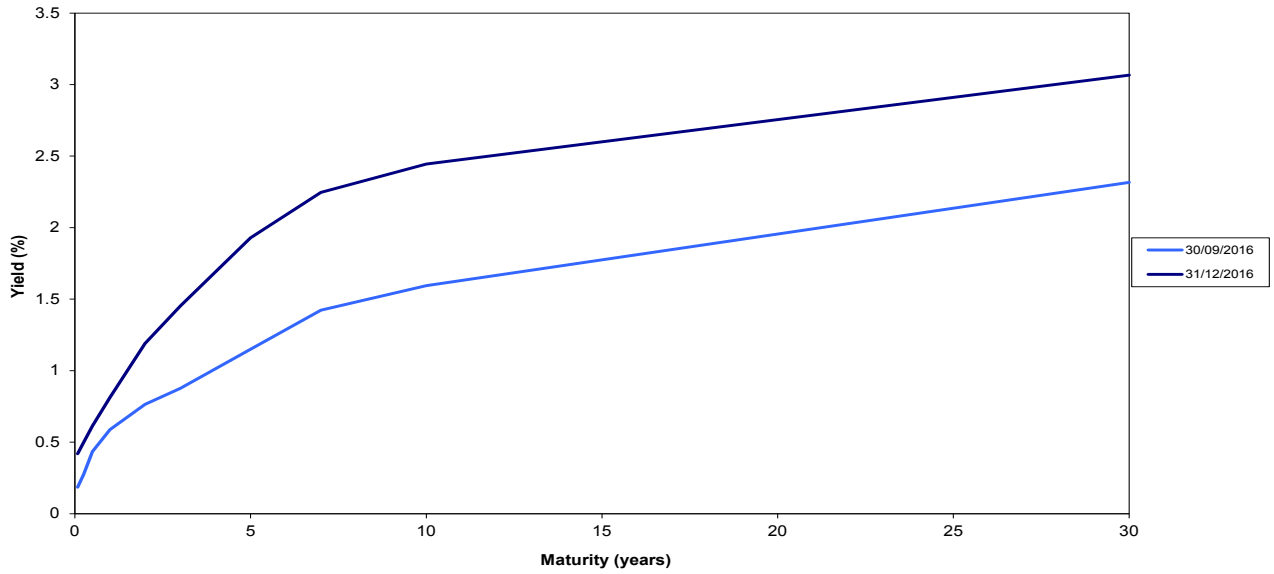
Bonds

9. **Government bond** yields rose sharply during the quarter, as markets began to price in the reflationary impact of Donald Trump's election, and the likely surge in new bond issuance. Apart from US bonds, however, the other three main bond markets all recorded sizeable falls in yield (i.e. gains in price) during the year 2016.

10-year government bond yields (%)					
	Dec 13	Dec 2014	Dec 2015	Sept 2016	Dec 2016
US	3.03	2.17	2.27	1.59	2.46
UK	3.04	1.76	1.96	0.75	1.24
Germany	1.94	0.54	0.63	-0.19	0.11
Japan	0.74	0.33	0.27	-0.08	0.04

US government medium – and long – dated bond yields have risen by almost 1% during the past quarter.

US Yield Curve



Currencies

10. The pound managed some brief rallies – at one stage reaching \$1.27 – but the US Election and the interest rate rise pushed the dollar stronger against all the major currencies.

				£ move (%)	
				3m	12m
	31.12.15	30.9.16	31.12.16		
\$ per £	1.483	1.299	1.236	- 4.8	-16.7
€ per £	1.359	1.156	1.172	+ 1.4	-13.8
¥ per £	178.8	131.5	144.1	+9.6	-19.6

The pound has continued to weaken against the dollar



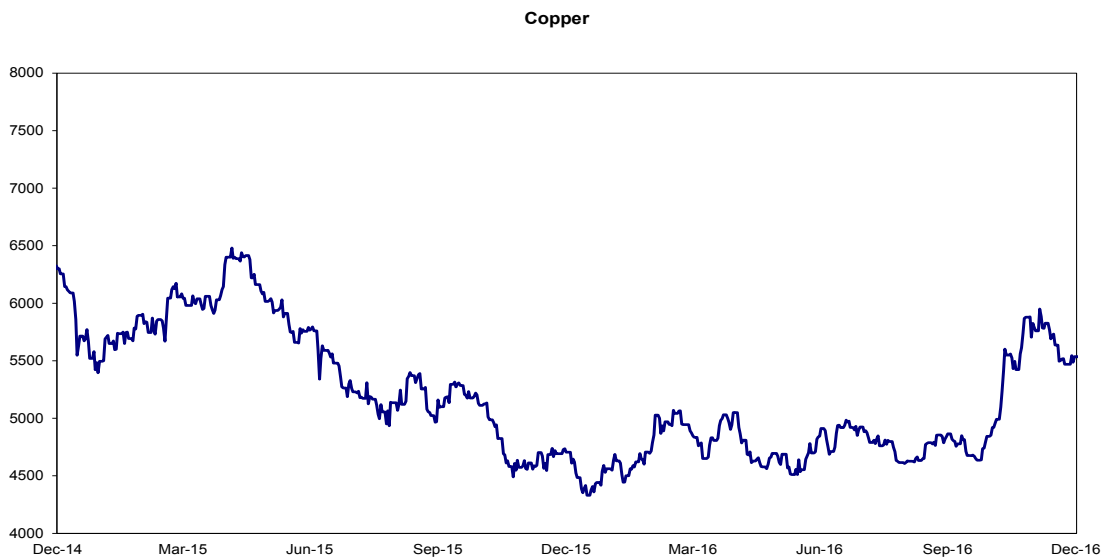
Commodities

11. The price of **Oil** (Brent Crude) rose above \$50 in early December when the OPEC producers confirmed an agreement to cut output by 1.2m barrels/day, to be followed by the news that some non-OPEC countries would cut production by 0.5m b/d. Oil ended the year just below \$57, for a gain of 50% (in dollar terms) during 2016. **Copper** spiked sharply – gaining 20% in the weeks after the US Election, on hopes for increased infrastructure spending in the US and revived demand from China. By contrast **Gold** weakened in response to higher US interest rates and the stronger dollar.

Oil has rallied strongly since early 2016



..... and copper too since the US Presidential Election



Property

12. The December figures are not yet available, but the IPD Monthly Index readings for September show that capital values of UK commercial property fell in the third quarter, amid the fallout from the Brexit vote. The levels of redemption requests from retail investors, combined with uncertainty over the future demand for office space in London, have made valuation more difficult than usual.

	3-month	12-month
All Property	- 2.3%	+ 3.2%
Retail	- 2.4%	+ 1.5%
Office	- 3.5%	+ 2.5%
Industrial	- 0.7%	+ 6.6%

[IPD Monthly Index of total returns, September 2016]


Outlook

13. The reaction of equity markets to Donald Trump's unexpected victory has been equally surprising. The hope that the new president will stimulate the US economy with tax cuts and higher spending has generated gains of up to 5% in Western equities, although Emerging Markets have reacted badly to the stronger dollar. It remains to be seen whether other aspects of Trump's manifesto – such as renouncing trade deals and penalising imports – will provoke a downturn in equities as their impact becomes apparent.
14. The sharp rise in US – and other – government bond yields is more logical, and may well have further to run as inflation begins to return and funding requirements expand to meet the larger US budget deficit.
15. Uncertain times are ahead in Europe: the UK will trigger Article 50 by the end of March, and its negotiating position on withdrawal from the EU will gradually become clearer. Already every hint that the UK will leave the single market triggers a further fall in sterling. With elections coming up in Holland, France and Germany, there is likely to be more upheaval within the European Union if anti-EU parties gain power.
16. With so many potential pitfalls looming, continuing caution on equity and bond markets seems the wisest course to adopt at present.

Peter Davies
Senior Adviser – AllenbridgeEpic Investment Advisers

January 17th, 2017

[All graphs supplied by Legal & General Investment Management]

 Brent	Pension Fund Sub-Committee 14 th February 2017 Report from the Chief Finance Officer
For Information	Wards Affected: ALL
Investment Strategy and Asset Allocation	

1.0 SUMMARY

- 1.1 This report notes the Council's approved asset allocation strategy and investment overview, particularly in relation to the London Collective Investment Vehicle (CIV).

2.0 RECOMMENDATIONS

- 2.1 Members are asked to note the report.

3.0 DETAIL

- 3.1 The Pension Fund approved its strategic allocation in November 2015. Since then, it has been disinvesting in asset classes that do not meet that strategic allocation and re-allocating to assets that do.
- 3.2 The Pension Fund has exited all but £6m out of Property and has invested £6m into Infrastructure. It has no allocation towards Property and currently an 8% allocation towards Infrastructure. It has a £11.5m gap before it hits the allocation target. However, it is likely that we will over-allocate temporarily into Alinda Infrastructure III, as there are £20m of capital commitments. The Capital Dynamics Infrastructure element is more mature and it is anticipated that it will become more of a cash contributing asset than element of growth to the Fund.
- 3.3 The Private Equity Element is broadly on track to reduce to the intended 10% level. YFM represents the last few elements of a Fund that are being kept to maximise value. Capital Dynamics is also maturing and throwing off large amounts of cash naturally. In the next couple of years, subject to developments within the London CIV, the Pension Fund will need to consider re-allocating cash to it so that it maintains its allocation. It is not a priority according to the current asset allocation.

- 3.4 Fixed Income is under allocated at present. The fixed bond fund from Henderson only contains 11.6% of the 15% allocation but under the original investment strategy, multi-assets and other fixed income products were considered more appropriate investments, particularly in light of the risks of a bond market that many view as significantly over-priced. Henderson has also substantially under-performed the benchmark. It is being reviewed, as to how it protects itself against the potential down-turn in the market.
- 3.5 Diversified Growth Funds (DGFs) are at 9.5% of the 21% allocation. It is recommended to only add 6.5% or £50m of the Fund to another DGF until an internal review has identified as to whether the Triennial Review and the shift in the economic landscape might warrant an updated asset allocation. It is considered unlikely, all things being equal, that the asset allocation would move below 16%, if a new asset allocation was chosen, and therefore it should be safe to invest this amount. The split between the two DGFs is uncertain, as more detailed analysis needs to be undertaken, in the light of any investment decisions, therefore the figures in the table below are simply illustrative of the increase required to achieve the target.
- 3.6 Equity is divided into global and UK equity components. Together they equal 45%. It is broadly on a 2:1 allocation, respectively. Currently, it sits at 49.5% with the bulk of that in passive equity. The over-allocation stems from exiting Dimensional and prudently putting the difference into cheap tracker funds that performed very well over the past year (29.45% in L&G –World). However, this level of performance has led to the Pension Fund running up against the LGPS regulation of 35% under one mandate with the provider. The Pension Fund may choose to cut its global passive equity to keep below 35% but it would rather use up cash in the short-term as cash returns very little. The Fund will have greater latitude when it approves the new Investment Strategy Statement and tracker funds with their low costs are generally reviewed positively.
- 3.7 The increase to 5% of small cap equity was previously anticipated, so the Fund is simply delivering on its existing target allocation. However, that will temporarily increase its allocation to equity further. However, it is anticipated that once fixed income becomes available through the London CIV that the allocation would substantially reduce. Also, the passive equity will be replaced by active global equity managers under the current investment allocation. More details will follow from the London CIV presentation.
- 3.8 Cash currently comprises 11.1% of the Fund and without further investments, it would have grown due to Aviva proceeds and cash releases from Capital Dynamics exceeding the likely capital calls. The Fund would wish to keep a larger amount of cash on-hand than is normal, due to the need to re-allocate to other investments but it is still likely to end the year with cash at larger than it would have preferred (2.5-4%). It will make use of the Treasury to obtain investment returns greater than zero and protect the principal.
- 3.9 The asset allocation was developed in a significantly different economic environment to which the Pension Fund now finds itself. Furthermore, the actuarial results of the Triennial Review needs to be digested. Therefore, while

the Fund awaits decisions on the investment managers available through the London CIV, it will review as to whether the Asset allocation needs updating or refining. This will not delay actions already in train to exit asset classes or investments or future investment opportunities as the research cannot take place until cost-effective managers through the London CIV become available. However, it will make decisions about fixed income more challenging. Relative weightings between DGFs can also be reviewed during this period.

Current Asset Allocation Strategy

Asset Class	Fund	Current		Allocation		Proposed £'000s	Variance £'000s	Solution
		£'000s	%	£'000s	%			
Equity	L&G - UK	102,507	13.19%	77,698	10.00%		(24,810)	Henderson small cap will hit target but Passive Equity will remain overweight till appropriate investments through the CIV become available.
Equity	L&G - World	253,643	32.64%	155,395	20.00%		(98,248)	
Equity	Global Active	0		77,698	10.00%		77,698	
Equity	Henderson – small cap	28,069	3.61%	38,849	5.00%	10,780	0	
Equity Total		384,219	49.45%	349,639	45.00%	10,780	(45,360)	
DGF	Baillie Gifford	73,820	9.50%	73,820	9.50%		0	Taking time to ensure investment allocation is correct but on track.
DGF	2 nd DGF	0	0.00%	89,345	11.50%	50,000	39,345	
Diversified Growth Fund Total		73,820	9.50%	163,165	21.00%	50,000	39,345	
Fixed Income	Henderson Multi-Asset Credit?	89,886	11.57%	0	0.00%		(89,886)	Staying in Henderson for the moment. However, under active review due to risks within bond market.
Fixed Income		0		116,546	15.00%		116,546	
Fixed Income Total		89,886	11.57%	116,546	15.00%	0	26,660	
Infrastructure	Alinda Capital	40,564	5.22%	62,158	8.00%		21,594	Slowly growing as and when Capital Calls are actioned. No action required.
Infrastructure	Dynamics	11,532	1.48%	0	0.00%		(11,532)	
Infrastructure Total		52,096	6.70%	62,158	8.00%	0	10,062	
Private Equity	Capital Dynamics	84,109	10.83%	77,698	10.00%		(6,412)	Will drift down automatically. No action required.
Private Equity	YFM Equity Partners	585	0.08%	0	0.00%		(585)	
Private Equity Total		84,694	10.90%	77,698	10.00%	0	(6,997)	
Property	Aviva UK	2,224	0.29%	0	0.00%		(2,224)	Exiting property market gradually. No action required.
Property	Aviva Europe	3,622	0.47%	0	0.00%		(3,622)	
Property Total		5,846	0.75%	0	0.00%	0	(5,846)	
Cash		86,414	11.12%	7,770	1.00%	(60,780)	(17,865)	Cash will be needed to fund re-allocation.
GRAND TOTAL		776,975	100.00%	776,975	100.00%	0	0	

4.0 FINANCIAL IMPLICATIONS

4.1 These are no direct financial implications of this report. However, it is important that having the correct investment allocation, as arguable this has the biggest impact on fund performance. The timing of accessing cost effective investment managers that fit the Fund's asset allocation is inevitably both an enabling factor in the Fund performance and also an obstacle, when there are delays.

5.0 DIVERSITY IMPLICATIONS

5.1 None.

6.0 STAFFING IMPLICATIONS

6.1 None.

7.0 LEGAL IMPLICATIONS

7.1 None.

8.0 BACKGROUND INFORMATION

8.1 Henderson Investors – December 2016 quarterly report
Legal & General – December 2016 quarterly report
Northern Trust Performance Report December 2016

9.0 CONTACT OFFICERS

9.1 Persons wishing to discuss the above should contact Gareth Robinson in the Investment and Pensions Section, on 020 8937 6567 at Brent Civic Centre.

4.0

By virtue of paragraph(s) 3 of Part 1 of Schedule 12A
of the Local Government Act 1972.

Document is Restricted

This page is intentionally left blank



MINUTES OF THE PENSION BOARD Held on Tuesday 13 December 2016 at 6.45 pm

PRESENT: Mr David Ewart (Chair), Councillors Crane and Kabir, Angela Cattermole, Trevor Dawson and Euton Stewart

1. **Apologies for Absence**

Apologies for absence were received from Bola George.

2. **Declarations of Interests**

The Chair declared that he and David Veale (the Council's Director of HR and Organisational Development, who was present at the meeting) had previously worked together at the London Borough of Ealing.

There were no other interests declared by Members.

3. **Minutes of the Previous Meeting**

RESOLVED that the minutes of the previous meeting, held on 27 July 2016, be approved as an accurate record of the meeting.

4. **Matters Arising (If Any)**

The Chair noted that the *Communication of Pension Board business back to employees and scheme members*, which was mentioned under the matters arising from the previous meeting, would be discussed at the next meeting of the Pension Board.

The Chair also stated that both the update on the performance of Capita and the Re-Enrolment Update, which were due to be resubmitted separately at this meeting, had both been incorporated into the content of the report on Capita's LGPS Pension Administration Performance (agenda item 10 of this meeting).

5. **Breach of Internal Regulations**

Gareth Robinson (the Council's Head of Finance) introduced the report, which notified Pension Board members of a breach of internal regulations. The Board heard that the Council's current statutory Statement of Investment Principles outlined that no more than 35% of the Pension Funds' unit trusts (shares) would be managed by any one body. However, in the first quarter of 2016, the Pension Fund added to its tracker funds (a type of investment fund) beyond the 35% amount allowable with an individual body. This investment was known to be temporarily breaching internal regulations, but was not explicitly reported in the minutes during the February Pension Fund Sub-Committee meeting. Gareth Robinson outlined that whilst the investment into the tracker funds had been appropriate in the sense that it didn't break any of the LGPS regulations and much of the growth had happened through

sub-fund performance, it should have highlighted more fully to the Pension Fund Sub-Committee at the time of the investment.

Members of the Board questioned whether the Pensions Fund Sub-Committee knew about the breach at the February meeting and what was being done to ensure that a mistake like this did not happen again. Both the Chair and Gareth Robinson agreed that whilst the Sub-Committee was aware that a lot of money was being placed into the LGIM UK Tracker Fund, they did not believe that the Sub-Committee was aware this would cause a temporary breach of internal regulations. Gareth Robinson outlined that much more rigorous internal controls on investments were being put in place to avoid this scenario re-occurring. The Chair added that the independent review of internal audit should offer some reassurance that this type of scenario should be avoidable in future.

Whilst acknowledging the internal controls being put in place to avoid a repeat of a breach not being reported, the Chair asked that the Board's concern that the lack of adequate reporting occurred in the first instance be placed on record.

RESOLVED that:

- (I) The report be noted; and
- (ii) A future report be submitted to update members of the Pension Board once the specified controls on investments were fully in place.

6. Pensions Regulator Questionnaire

The Board considered the content of the Pensions Board Regulator questionnaire which was designed to review the actual governance arrangements of various schemes in the UK. The Chair commented that the questionnaire highlighted how The Pensions Regulator viewed Pension Boards as having an extremely important role in the administration of Pension Funds. He noted that the questionnaire was generic to the public sector, and unfortunately did not include questions on investment, which could be considered to be the Brent Pensions Fund's biggest risk. Members discussed how wide-ranging the scope of the questionnaire was, and agreed that training from the Council's Pension Scheme Manager would continue to be extremely important going forward.

RESOLVED that:

- (i) Members of the Board email Gareth Robinson (the Council's Head of Finance and Pension Scheme Manager) before 5pm on 14 December 2016 if they had any additional comments on the Pensions Regulator Questionnaire; and
- (ii) The questionnaire be submitted at the earliest possible opportunity, which was planned to be 5pm on 14 December 2016.

7. New Regulatory Oversight for Local Government Pension Schemes

The Board considered a report by the Council's Chief Finance Officer, which informed Members of recent changes to the Public Services Pension Act 2013, which had

thereby changed the regulatory framework of the Local Government Pension Scheme (LGPS). In particular, Section 13 of the Act had introduced additional oversight of LGPS Schemes from Central Government via a specific Government Actuary Department (GAD). This included a review of LGPS funding valuations and employer contributions rates to check that authorities were continuing to manage their Pension Schemes appropriately and for remedial steps to be identified and taken by scheme managers where necessary. The Chair stated that he had attended a briefing from the Government Actuary on the changes recently and that this was a highly significant change of which Members should be aware.

A Member of the Committee noted that GAD had stated its current analysis was a 'dry run' based on 2013 local pension fund valuations and questioned when the full report would be ready. The Chair commented that this was typically a long process and would require a lot of data to be gathered and then analysed before an up to date GAD review would be published.

A Member referenced the four key areas that GAD would be assessing LGPS on: Compliance, Consistency, Solvency and Long-Term Cost Efficiency and asked how confident Brent was in its Pensions Fund being judged favourably against these criteria. Gareth Robinson ran through each area in turn, and replied firstly that LGPS funds tended to be very compliant with the regulations. On consistency, he stated that this had been a slight issue because different organisations had different assumptions to GAD on their Pensions Fund base and drew Members' attention to the table on page 58 on the public agenda pack as an example of this. He outlined that GAD viewed Brent as one of the more prudent authorities and less of a risk in addressing its Pensions Fund deficit. On solvency, the Committee heard that Brent was aiming to achieve a 100 percent solvency level and that there was a 19 year strategy in place to achieve this. On long-term efficiency, Gareth Robinson outlined that the Fund had a high contribution rate that meant costs were not pushed off into the future, a planned rate of return consistent with its investments and a realistic timeframe for achieving 100% funding, as reviewed by GAD in the 'dry run' with 2013 data, subject to the standard caveats.

Gareth Robinson also noted that the Fund was well invested in tracker funds, which have lower charges. Choosing to invest through the London CIV was also intended to reduce fees. It was hoped that combining this with higher pension contribution rates over a period of time would aid the Fund's long-term efficiency. He reiterated that the strategic approach of focusing on investments with lower fee structures was seen as less risky and endorsed by the Government.

In response to a Member's question on what the possible negative impact of the new regulatory oversight would be for other employers, which formed part of Brent's Pensions Scheme, Gareth Robinson said that some other employers would be deemed to have a higher level of risk. He noted that some of the possible solutions to this would be either putting guarantees in place to ensure employers met their obligations or raising the contribution rates for their respective employees. The Committee heard specifically that the data quality issues in some smaller admitted bodies and academies, which contributed to their level of risk, was an area that needed to be looked at going forward.

RESOLVED that:

- (i) The report be noted;
- (ii) The Pension Fund would need to comply with the Section 13 process, responding to all queries and requirements of the Government's Actuary Department (GAD); and
- (iii) The results on the review by GAD come back to the Pension Board when GAD had completed its report in early 2018.

8. **Triennial Review**

Gareth Robinson introduced the report, which had previously been discussed by the Brent Pensions Fund Sub-Committee and had been brought to the Pension Board for information purposes. The Triennial Review process aimed to identify the Pension Fund's overall funding level and highlight any differences over a three-year period. This then informed a stage of modelling different financial scenarios to assist the setting of contribution rates for various employers for the period 2017/18 through 2019/20.

Gareth Robinson informed the Board that, unfortunately, whilst this modelling process was ongoing, very recently some of the data relating to the career average revalued earnings (CARE) fund calculations had been determined to be incomplete and potentially inaccurate. The local government pension scheme bases calculation of pension earned from April 2014 was based on average earnings and not final salary. He explained that the valuation was not able to be completed until the data had been reviewed and corrected if necessary. As such, it was not possible currently to approve the draft Funding Strategy Statement or enable the Chief Finance Officer to finalise the contribution rate for the Pension Fund. Members acknowledged that this was disappointing as it had delayed the progress being made in the review process.

A Member of the Committee questioned if there was an estimated timeframe for this to be rectified to allow the contribution rate to be set. Gareth Robinson responded that this was not possible yet but it was hoped that it might be possible in January 2017, before the Council's Budget in February 2017.

RESOLVED that:

- (i) The report be noted; and
- (ii) An update be provided to the Board at the next meeting.

9. **Actuarial Contract Re-Procurement**

Gareth Robinson introduced the report, which noted that the actuarial contract ended in April 2017. It was noted that this timeframe conflicted with the Triennial Review process. The Committee heard Officers had proposed that, in future, the actuarial contract be scheduled to end in September/October to ensure it took place after the Triennial Review and end of year accounts which also avoided any potential conflicts of interest. Gareth Robinson stated to the Pensions Board the approximate contract value over three and a half years would likely be over £500k. He stated that it was a very important contract as a source of advice on the long-term strategy for the

Pensions Fund, but that the timescales needed to be modified for the next contract procurement process.

Members questioned whether there were any additional changes to the detail of the contract to be expected and whether the contract would change due to the Council being part of a Collective Investment Vehicle (CIV). Gareth Robinson stated that further changes were not likely and it was simply the timescales which needed to be different. He added that the contract was not within the CIV so wouldn't be affected by this.

RESOLVED that:

- (i) The report by noted; and
- (ii) The Board's recognition be placed on record that the quality of the information that the authority received from the actuary within this contract was of the utmost importance.

10. Capita's LGPS Pension Administration Performance 2016

David Veale (the Council's Director of HR and Organisational Development) introduced the report, which reviewed the performance during the contract year October 2015 – September 2016 of Capita Employee Benefits. This company provided pension administration services for Brent's local government pension scheme. As the Pension Board had already heard, the Pension fund was managed separately.

David Veale began by explaining that the LGPS was a contributory Career Average Revalued Earnings (CARE) Defined Benefit Scheme. He outlined that one of the significant issues with Capita's administration of the Pensions Fund was that some of the 2015/16 data relating to the 'CARE funding pots' appeared to have not been included as part of data supplied to be analysed for the Triennial Review process. The Board heard that this was a troubling occurrence and that the Council had addressed this with Capita as a matter of real urgency and that significant steps were being taken to ensure that correct data was supplied.

David Veale also noted that another issue that had arisen was that 782 delayed Annual Benefit Statements (section 5.4 of the report) had not been sent out to active members by Capita, despite the agreed 30 November 2016 deadline, which was already late. There were also a number of Annual Benefit Statements, which had been sent out, which had inaccuracies, although these were in a minority. David Veale specified that the matter arising was that the Council would now have to contact The Pensions Regulator to state that there had been non-compliance in sending out the Annual Benefit Statements. With regards to the Scheme's deferred members (employees who have left the Council), he noted that there was an additional problem whereby there were a high number of deferred members without a current address on either the Council's or Capita's records and therefore couldn't be sent their Annual Benefit Statements. This was almost inevitable as it was the responsibility of the deferred member to inform the LGPS when they changed address and this regularly did not happen. He again noted that the Council and Capita were exploring the potential actions to address this. David Veale concluded that an underlying issue was the performance issues around timeliness involving

payments (section 4.3 of the report) and that the Council would be considering all of these issues before any discussions on contract renewal with Capita next year.

The Board acknowledged these performance problems with Capita and expressed its frustration at the errors which had been described. One Member of the Board offered their own anecdotal experience of their Annual Benefit Statement being issued with errors and Capita's interface being more difficult for smaller employers to use. There were also discussions over Capita's relocation of Brent's Pension Administration from Surbiton to Darlington as being a key potential reason for the some of the mistakes being made. It was agreed that the most important point going forward would be how the Council continued to address these issues.

RESOLVED that:

- (i) In noting the report, the Board record its deep concern at the ongoing performance problems with Capita in administering Brent's Pensions Fund;
- (ii) A report providing an update on Capita's administration performance be provided at the next meeting of the Pension Board; and
- (iii) Any review from The Pensions Regulator on these issues also be provided at a future meeting of the Pension Board.

11. Exclusion of Press and Public

There were no members of the press or public present at the meeting to exclude for discussion of exempt items. The discussions which related to the exempt sections of the agenda pack have not been included in this set of minutes.

12. Any Other Urgent Business

The Chair asked that Pension Board members look at prospective training dates in January/ February 2017 which were circulated informally before the meeting.

13. Date of the Next Meeting

The Chair proposed that, subject to approval from the Head of Executive and Member Services, the next scheduled meeting of the Pension Board (2 February 2017) be postponed until an appropriate date in early March 2017 to allow for a more comprehensive update on some of the issues addressed within this meeting.

The meeting was declared closed at 8.17 pm

MR DAVID EWART
Chair

By virtue of paragraph(s) 3 of Part 1 of Schedule 12A
of the Local Government Act 1972.

Document is Restricted

This page is intentionally left blank

By virtue of paragraph(s) 3 of Part 1 of Schedule 12A
of the Local Government Act 1972.

Document is Restricted

This page is intentionally left blank

By virtue of paragraph(s) 3 of Part 1 of Schedule 12A
of the Local Government Act 1972.

Document is Restricted

This page is intentionally left blank

By virtue of paragraph(s) 3 of Part 1 of Schedule 12A
of the Local Government Act 1972.

Document is Restricted

This page is intentionally left blank

By virtue of paragraph(s) 3 of Part 1 of Schedule 12A
of the Local Government Act 1972.

Document is Restricted

This page is intentionally left blank