



**Executive**  
12<sup>th</sup> March 2007

**Report from the Director of  
Policy and Regeneration**

For information

Wards Affected:  
ALL

**LAA Quarterly Performance Review, 2006/07 Quarter Three**

Forward Plan Ref: PRU-0607 No.19

## 1.0 Summary

- 1.1. This report introduces the third performance report for the Local Area Agreement in 2006/07.
- 1.2. The LAA Quarterly Performance Review provides an overall summary of performance against the LAA including the stretch targets for the period October to December 2006.




## 2.0 Recommendations

- 2.1 The Executive are recommended to note the council's performance against key performance indicators.






## 3.0 Detail

- 3.1 The LAA quarterly performance report provides information on progress against the LAA projects, including:
  - quarterly and year-to-date (YTD) performance and targets;
  - summary of high and low performance against individual targets;
  - all performance information on the stretch targets; and
  - service area comments.
- 3.2 This report is an update on the progress of the LAA before the end of the financial year.

- 3.3 The information in this report relates to quarter three only. Any performance indicators that are annual or six monthly have been omitted.
- 3.4 All indicators measured on a quarterly basis are contained within this report, including indicators where information remains outstanding. Additionally, some performance indicators do not have any data recorded against them because they are new indicators, or are newly defined indicators. The baselines for these indicators will be established during this financial year, following which they will be reported on a quarterly basis.
- 3.5 There are three symbols used in this report to show performance progress against targets:

	Performance is on or better than target
	Performance is within 10% of attaining the target
	Performance is worse than target

- 3.6 There are five symbols used in this report to show the direction of travel, comparing performance this quarter with last quarter.

	Performance is going in the right direction, and has gone up (because higher is better)
	Performance is going in the right direction, and has gone down (because lower is better)
	Performance has shown no change from last quarter
	Performance is going in the wrong direction, and has gone up (because lower is better)
	Performance is going in the wrong direction, and has done down (because higher is better)

- 3.7 As mentioned above, many of the gaps in performance information are due to indicators that have not yet been developed. We have been developing these performance indicators over the course of the year, but we will not have the complete set of information available until the end of the year.

#### 4.0 Financial Implications

- 4.1 There are no direct financial implications arising from this report.

#### 5.0 Legal Implications

- 5.1 None, directly arising from the report

#### 6.0 Diversity Implications

- 6.1 A full Equalities Impact Assessment has been undertaken on the LAA. The LAA is targeted towards delivering efficient, accessible and sustainable services;

creating tailored solutions to meet individual, family and community needs; and contributing to community cohesion.

## **7.0 Further Information**

- 7.1 Further information can be obtained from Michelle Bauernfreund (Policy & Regeneration Unit) on 020 8937 1059.

Director of Policy and Regeneration  
Phil Newby