



Executive
13th September 2006

**Report from the Director of
Policy and Regeneration**

Wards Affected:
ALL

**LAA Quarterly Performance Review, Quarter One and
Stretch Targets Report Quarter One
April- June 2006**

Forward Plan Ref: PRU-06/07-3

1.0 Summary

- 1.1. This report introduces the first performance reports for the Local Area Agreement (LAA).
- 1.2. The LAA Quarterly Performance Review provides an overall summary of performance against the LAA and the Stretch Targets Report outlines progress against the 12 stretch targets, for the 1st quarter, April to June 2006.




2.0 Recommendations

- 2.1 The Executive are recommended to note the council's performance against key performance indicators.

3.0 Detail

- 3.1 The LAA quarterly performance report provides information on progress against the LAA projects, including:
 - quarterly and year-to-date (YTD) performance and targets (for the 1st quarter the YTD position is same as quarterly performance);
 - summary of high and low performance against individual targets;
 - all performance information on the stretch targets (they are also highlighted within a separate report); and
 - service area comments.
- 3.2 This report is a pre-cursor to the six monthly review of the LAA taking place in November 2006.

- 3.3 The information in this report relates to quarter one only. Any performance indicators that are annual or six monthly have been omitted.
- 3.4 All indicators measured on a quarterly basis are contained within this report, including indicators where information remains outstanding; for example those measured by ENCAMS. (ENCAMS is “Environmental Campaigns”, the charity who carry out the surveys on environmental quality by which we are scored.) Additionally, some performance indicators do not have any data recorded against them because they are new indicators, or are newly defined indicators. The baselines for these indicators will be established during this financial year, following which they will be reported on a quarterly basis.
- 3.5 There are three symbols used in this report to show performance progress against targets:

	Performance is on or better than target
	Performance is within 10% of attaining the target
	Performance is worse than target

- 3.6 As mentioned above, many of the gaps in performance information are due to indicators that have not yet been developed. We plan to develop these indicators over the course of this financial year.

4.0 Financial Implications

- 4.1 There are no direct financial implications arising from this report.

5.0 Legal Implications

- 5.1 None, directly arising from the report

6.0 Diversity Implications

- 6.1 A full Equalities Impact Assessment has been undertaken on the LAA. The LAA is targeted towards delivering efficient, accessible and sustainable services; creating tailored solutions to meet individual, family and community needs; and contributing to community cohesion.

7.0 Further Information

- 7.1 Further information can be obtained from Michelle Bauernfreund (Policy & Regeneration Unit) on 020 8937 1059.

Phil Newby
Director of Policy and Regeneration