
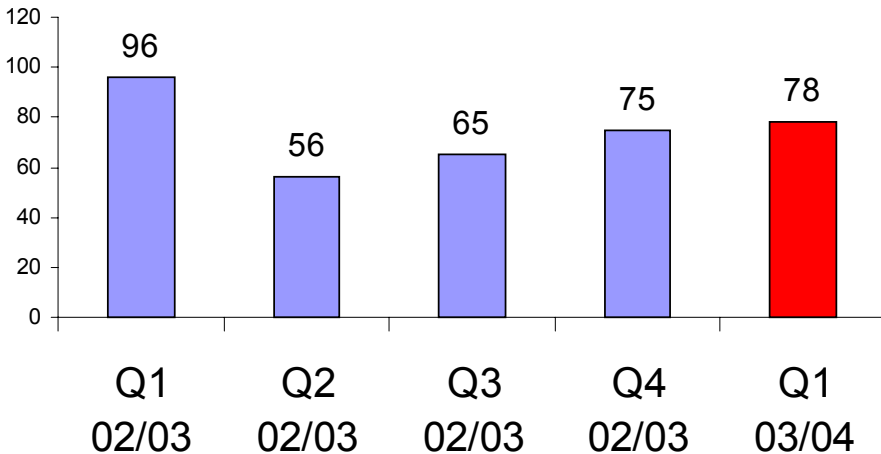
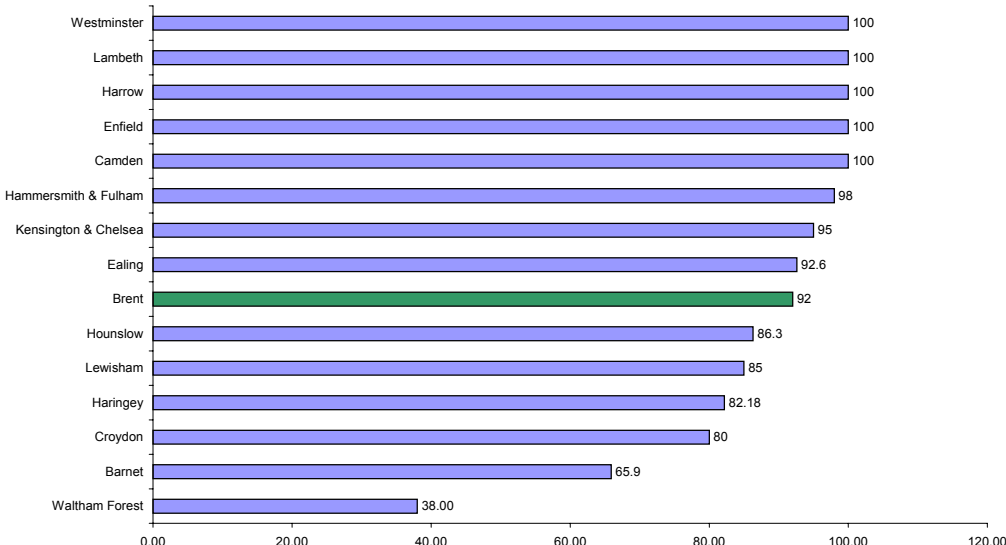


BV 43a SENs in 18 weeks without exceptions

DIRECTOR JOHN CHRISTIE

A	QUARTERLY PERFORMANCE 2000/01 TO 2003/04		RESPONSIBILITY																															
	<div>Annual Target 90.0%</div>  <table border="1"><thead><tr><th>Year</th><th>Q1</th><th>Q2</th><th>Q3</th><th>Q4</th><th>Target</th></tr></thead><tbody><tr><td>2000/1</td><td>85</td><td>85</td><td>38</td><td>90</td><td>85</td></tr><tr><td>2001/2</td><td>92</td><td>100</td><td>80</td><td>100</td><td>78</td></tr><tr><td>2002/3</td><td>96</td><td>56</td><td>65</td><td>75</td><td>80</td></tr><tr><td>2003/4</td><td>78</td><td></td><td></td><td></td><td>90</td></tr></tbody></table>		Year	Q1	Q2	Q3	Q4	Target	2000/1	85	85	38	90	85	2001/2	92	100	80	100	78	2002/3	96	56	65	75	80	2003/4	78				90	<div>Officer</div> Janet Gay	<div>Title</div> Head of Service Achievement & Inclusion
	Year	Q1	Q2	Q3	Q4	Target																												
	2000/1	85	85	38	90	85																												
2001/2	92	100	80	100	78																													
2002/3	96	56	65	75	80																													
2003/4	78				90																													
No comments from service area																																		
Executive Member		Cllr. Michael Lyon																																

B	PERFORMANCE AGAINST PRECEDING FOUR QUARTERS 2003/4												
	 <table border="1"><thead><tr><th>Quarter</th><th>Performance</th></tr></thead><tbody><tr><td>Q1 02/03</td><td>96</td></tr><tr><td>Q2 02/03</td><td>56</td></tr><tr><td>Q3 02/03</td><td>65</td></tr><tr><td>Q4 02/03</td><td>75</td></tr><tr><td>Q1 03/04</td><td>78</td></tr></tbody></table>		Quarter	Performance	Q1 02/03	96	Q2 02/03	56	Q3 02/03	65	Q4 02/03	75	Q1 03/04
Quarter	Performance												
Q1 02/03	96												
Q2 02/03	56												
Q3 02/03	65												
Q4 02/03	75												
Q1 03/04	78												

C	*2001/02 ANNUAL COMPARISON -AUDIT FAMILY/NEIGHBOURING BOROUGHs																																
	 <table border="1"><thead><tr><th>Borough</th><th>Performance</th></tr></thead><tbody><tr><td>Westminster</td><td>100</td></tr><tr><td>Lambeth</td><td>100</td></tr><tr><td>Harrow</td><td>100</td></tr><tr><td>Enfield</td><td>100</td></tr><tr><td>Camden</td><td>100</td></tr><tr><td>Hammersmith & Fulham</td><td>98</td></tr><tr><td>Kensington & Chelsea</td><td>95</td></tr><tr><td>Ealing</td><td>92.6</td></tr><tr><td>Brent</td><td>92</td></tr><tr><td>Hounslow</td><td>86.3</td></tr><tr><td>Lewisham</td><td>85</td></tr><tr><td>Haringey</td><td>82.18</td></tr><tr><td>Croydon</td><td>80</td></tr><tr><td>Barnet</td><td>65.9</td></tr><tr><td>Waltham Forest</td><td>38.00</td></tr></tbody></table>		Borough	Performance	Westminster	100	Lambeth	100	Harrow	100	Enfield	100	Camden	100	Hammersmith & Fulham	98	Kensington & Chelsea	95	Ealing	92.6	Brent	92	Hounslow	86.3	Lewisham	85	Haringey	82.18	Croydon	80	Barnet	65.9	Waltham Forest
Borough	Performance																																
Westminster	100																																
Lambeth	100																																
Harrow	100																																
Enfield	100																																
Camden	100																																
Hammersmith & Fulham	98																																
Kensington & Chelsea	95																																
Ealing	92.6																																
Brent	92																																
Hounslow	86.3																																
Lewisham	85																																
Haringey	82.18																																
Croydon	80																																
Barnet	65.9																																
Waltham Forest	38.00																																

BV 43b SENs in 18 weeks with exceptions

DIRECTOR JOHN CHRISTIE

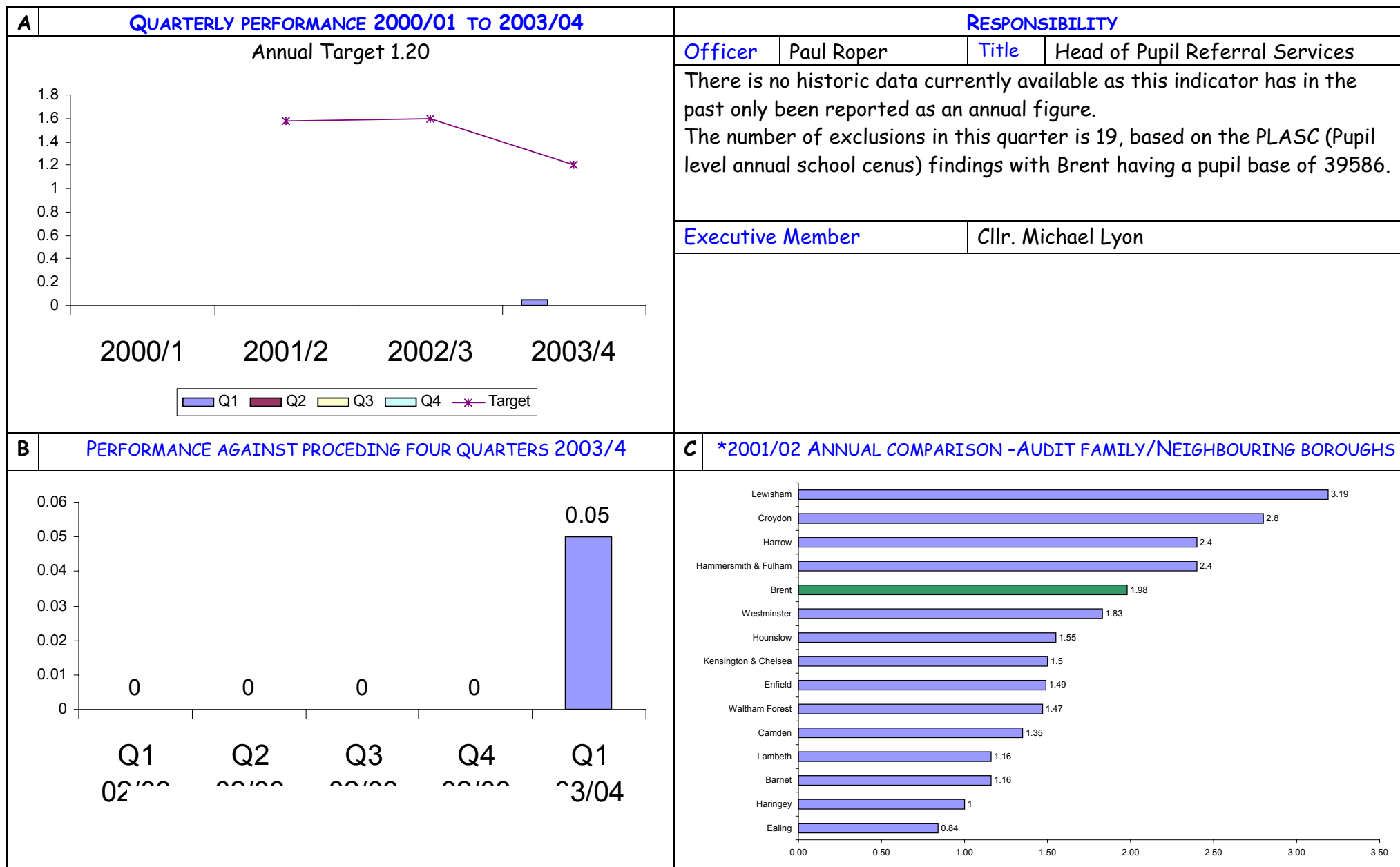
A	QUARTERLY PERFORMANCE 2000/01 TO 2003/04				RESPONSIBILITY																																	
	<div>Annual Target 50.0%</div> <table><thead><tr><th>Year</th><th>Q1</th><th>Q2</th><th>Q3</th><th>Q4</th><th>Target</th></tr></thead><tbody><tr><td>2000/1</td><td>43</td><td>43</td><td>22</td><td>53</td><td>40</td></tr><tr><td>2001/2</td><td>52</td><td>75</td><td>44</td><td>64</td><td>40</td></tr><tr><td>2002/3</td><td>66</td><td>45</td><td>49</td><td>45</td><td>45</td></tr><tr><td>2003/4</td><td>49</td><td></td><td></td><td></td><td>50</td></tr></tbody></table> <div>Q1 Q2 Q3 Q4 *</div>				Year	Q1	Q2	Q3	Q4	Target	2000/1	43	43	22	53	40	2001/2	52	75	44	64	40	2002/3	66	45	49	45	45	2003/4	49				50	Officer	Janet Gay	Title	Head of Service Achievement & Inclusion
					Year	Q1	Q2	Q3	Q4	Target																												
	2000/1	43	43	22	53	40																																
2001/2	52	75	44	64	40																																	
2002/3	66	45	49	45	45																																	
2003/4	49				50																																	
No comment from Service Area																																						
Executive Member		Cllr. Michael Lyon																																				

B	PERFORMANCE AGAINST PRECEDING FOUR QUARTERS 2003/4															
	<table><thead><tr><th>Quarter</th><th>Value</th></tr></thead><tbody><tr><td>Q1 02/00</td><td>66</td></tr><tr><td>Q2 03/00</td><td>45</td></tr><tr><td>Q3 03/00</td><td>49</td></tr><tr><td>Q4 03/00</td><td>45</td></tr><tr><td>Q1 03/04</td><td>49</td></tr></tbody></table>					Quarter	Value	Q1 02/00	66	Q2 03/00	45	Q3 03/00	49	Q4 03/00	45	Q1 03/04
Quarter	Value															
Q1 02/00	66															
Q2 03/00	45															
Q3 03/00	49															
Q4 03/00	45															
Q1 03/04	49															

C	*2001/02 ANNUAL COMPARISON -AUDIT FAMILY/NEIGHBOURING BOROUGHs																																
	<table><thead><tr><th>Borough</th><th>Value</th></tr></thead><tbody><tr><td>Enfield</td><td>89</td></tr><tr><td>Camden</td><td>76.98</td></tr><tr><td>Hounslow</td><td>75.6</td></tr><tr><td>Lewisham</td><td>68</td></tr><tr><td>Croydon</td><td>64</td></tr><tr><td>Kensington & Chelsea</td><td>61</td></tr><tr><td>Brent</td><td>58</td></tr><tr><td>Haringey</td><td>56.46</td></tr><tr><td>Hammersmith & Fulham</td><td>49</td></tr><tr><td>Barnet</td><td>47.4</td></tr><tr><td>Harrow</td><td>43</td></tr><tr><td>Ealing</td><td>42.6</td></tr><tr><td>Lambeth</td><td>42</td></tr><tr><td>Westminster</td><td>39.3</td></tr><tr><td>Waltham Forest</td><td>29.00</td></tr></tbody></table>		Borough	Value	Enfield	89	Camden	76.98	Hounslow	75.6	Lewisham	68	Croydon	64	Kensington & Chelsea	61	Brent	58	Haringey	56.46	Hammersmith & Fulham	49	Barnet	47.4	Harrow	43	Ealing	42.6	Lambeth	42	Westminster	39.3	Waltham Forest
Borough	Value																																
Enfield	89																																
Camden	76.98																																
Hounslow	75.6																																
Lewisham	68																																
Croydon	64																																
Kensington & Chelsea	61																																
Brent	58																																
Haringey	56.46																																
Hammersmith & Fulham	49																																
Barnet	47.4																																
Harrow	43																																
Ealing	42.6																																
Lambeth	42																																
Westminster	39.3																																
Waltham Forest	29.00																																

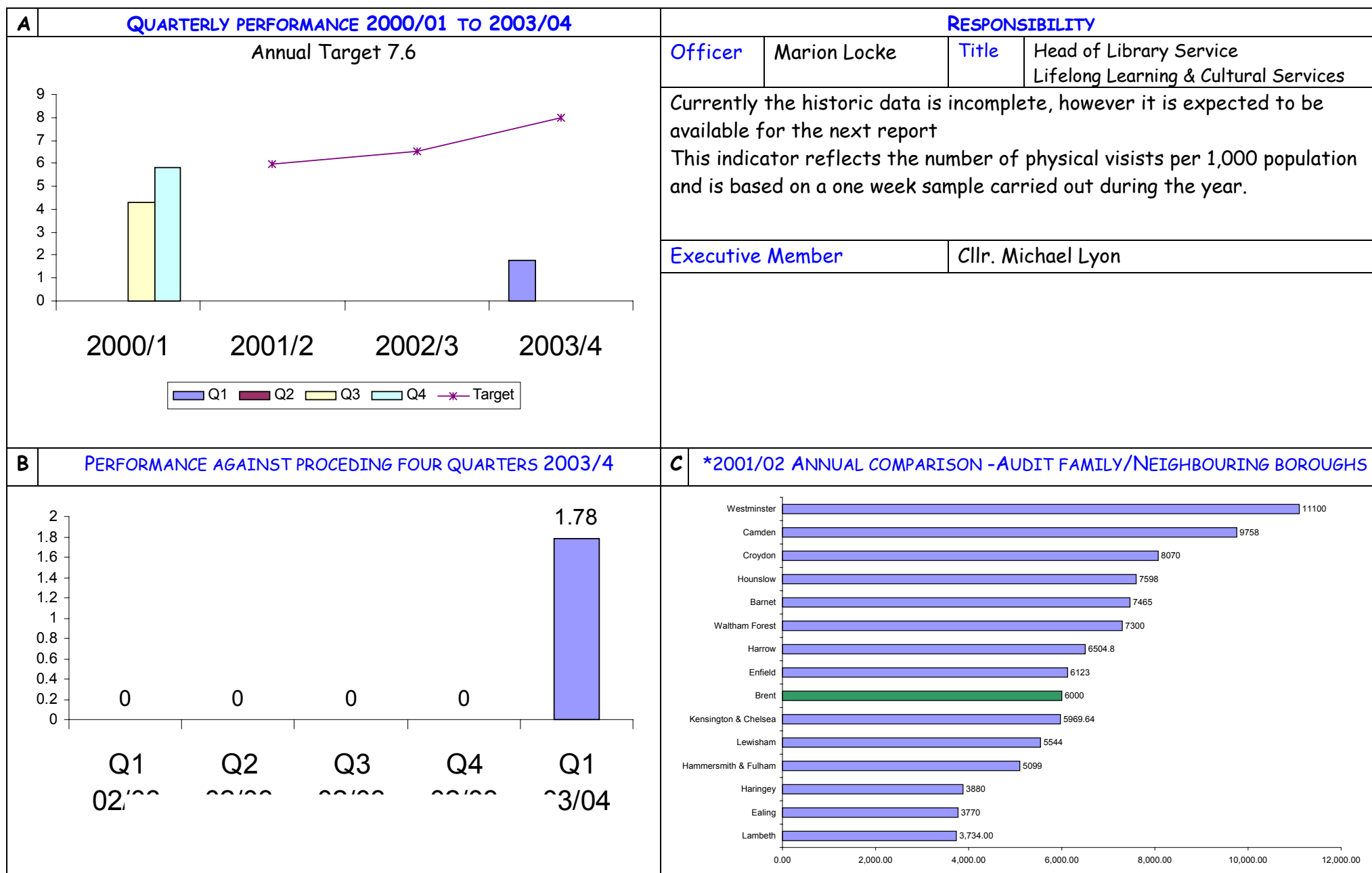
BV 44 Number of pupils permanently excluded / 1000

DIRECTOR JOHN CHRISTIE



BV 117 Visits to public library premises

DIRECTOR JOHN CHRISTIE



DIRECTOR JOHN CHRISTIE

A	QUARTERLY PERFORMANCE 2000/01 TO 2003/04	RESPONSIBILITY				
	Annual Target	Officer	Johnathan Braham	Title	Service Manager	
	To follow	This is a new indicator which has been set up to gauge attendance rates and as yet no data is available to report. It is expected that data will be available for the next report				
		Executive Member		Cllr. Michael Lyon		
B	PERFORMANCE AGAINST PROCEEDING FOUR QUARTERS 2003/4	C	*2001/02 ANNUAL COMPARISON -AUDIT FAMILY/NEIGHBOURING BOROUGHs			
	To follow	No comparison data available				

DIRECTOR JOHN CHRISTIE

A	QUARTERLY PERFORMANCE 2000/01 TO 2003/04	RESPONSIBILITY			
	Annual Target	Officer	Elizabeth Rand-Reeves	Title	Head of Yth Vol Sec Sup Serv Lifelong Learning & Cultural Services
	To follow	This is a newly established indicator as as yet no data is available to report.			
		Executive Member		Cllr. Michael Lyon	
B	PERFORMANCE AGAINST PROCEEDING FOUR QUARTERS 2003/4	C	*2001/02 ANNUAL COMPARISON -AUDIT FAMILY/NEIGHBOURING BOROUGHs		
	To follow	No comparison data available			