

## Brent's new local Council Tax Reduction Scheme: Summary report

This report was created on Monday 14 October 2019 at 09:33.

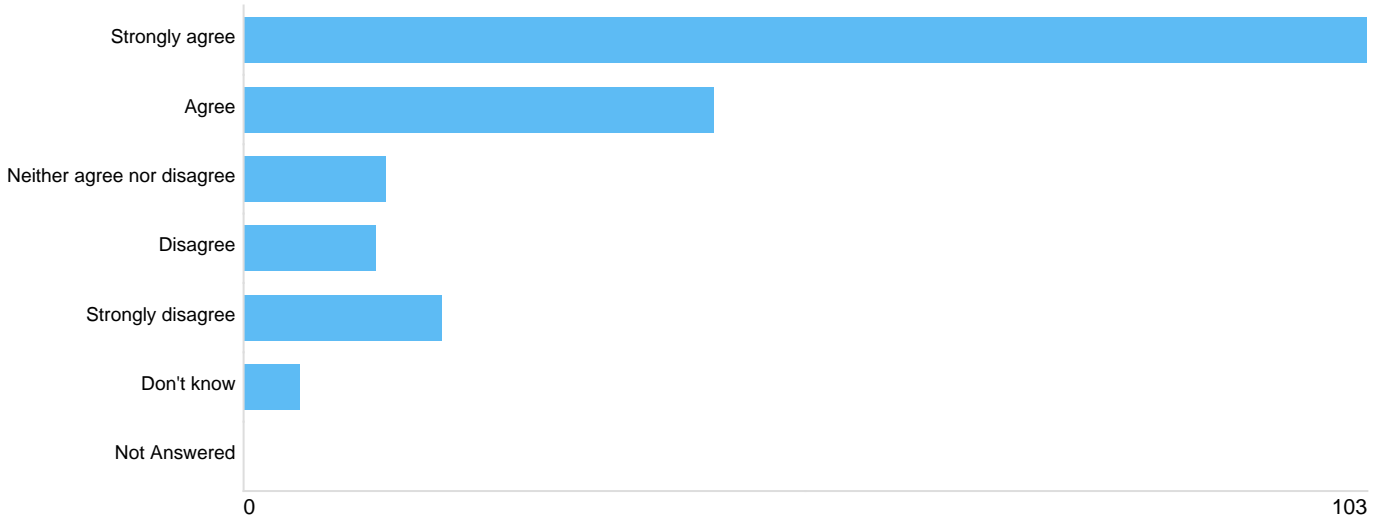
The consultation ran from 19/07/2019 to 10/10/2019.

### Contents

Question 1: To what extent do you agree or disagree with the following principles?	2
Q1 - The scheme must provide assistance for the most financially vulnerable	2
Q1 - To incentivise work	2
Q1 - The scheme must be fair in its treatment of both in-work and unemployed residents	3
Q1 - Scheme should include the means to require other adult members of the claimants' household to contribute towards Council Tax liability	3
Q1 - New scheme must be streamlined and simpler to administer	4
Q1 - New scheme must be easier to understand and transparent to customers	4
Question 2: In Brent's new scheme, claimants will receive an award based on their income, in particular any earnings. DWP benefits will be disregarded, so if you only receive DWP benefits, you will receive 100% (unless you have any other adults living in your household apart from your partner). Please tell us to what extent do you agree or disagree with this proposal?	5
Q2	5
Question 3: Do you think that the proposed scheme will provide assistance for the most financially vulnerable claimants?	5
Q3	5
Question 4: Do you think that the proposed scheme will incentivise work?	6
Q4	6
Question 5: Do you think the proposed scheme is fair in its treatment of both in-work and unemployed residents?	6
Q5	6
Question 6: Do you think the proposed changes to "non-dependant" charges for other adult members of the claimant's household are reasonable?	6
Q6	6
Question 7: Do you think the proposed scheme will be streamlined and simpler to administer?	7
Q7	7
Question 8: Do you think the proposed scheme will be easier to understand for residents?	7
Q8	7
Question 9: Do you have any other comments?	7
Q9	7
Question 10: Are you a Brent Resident?	8
Q10	8
Question 11: Please select the option(s) that applies to you:	8
Q11	8
Question 12: What is your age?	9
Q12	9
Question 13: Please indicate your sex:	9
Q13	9
Question 14: Please state your ethnicity:	10
Ethnicity	10
Question 15: Please select your post code area:	12
q8	12

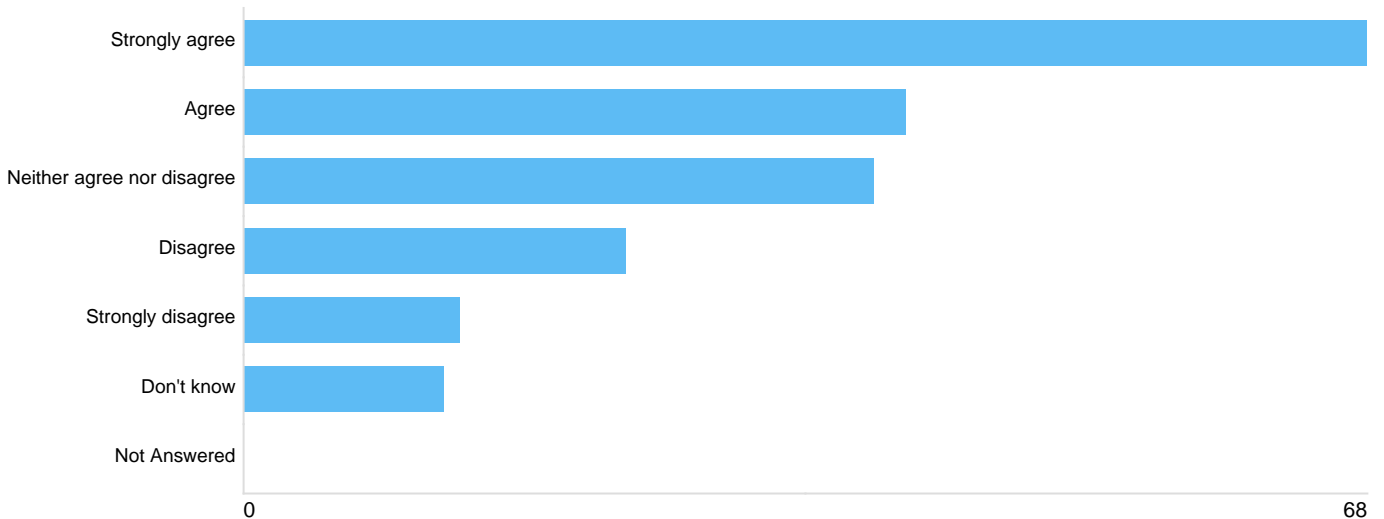
**Question 1: To what extent do you agree or disagree with the following principles?**

**Q1 - The scheme must provide assistance for the most financially vulnerable**



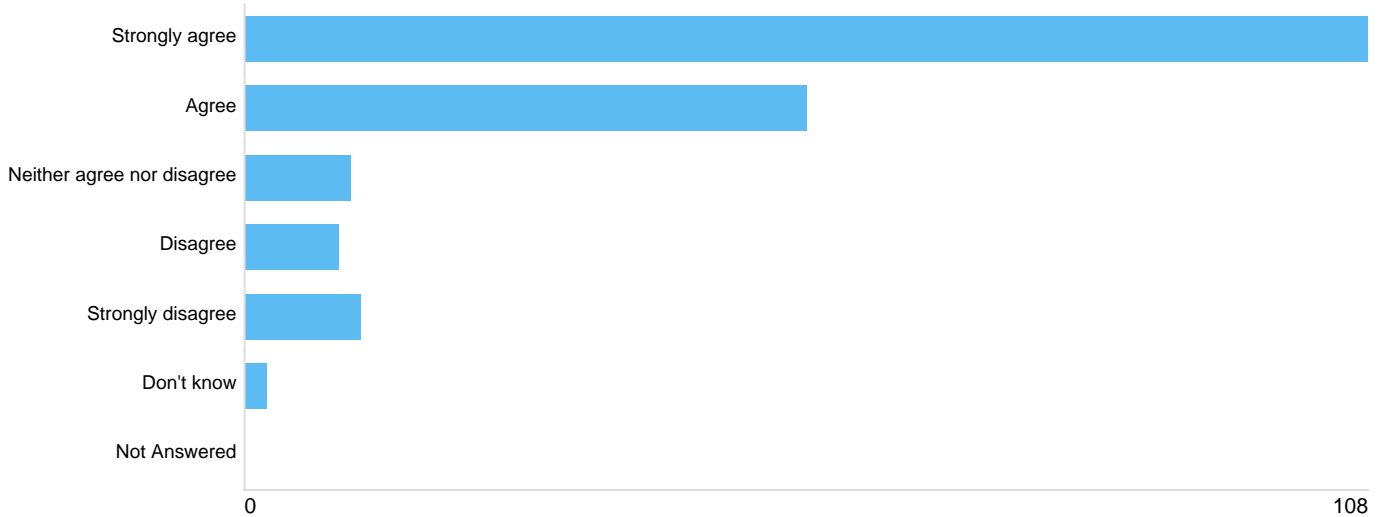
Option	Total	Percent
Strongly agree	103	53.09%
Agree	43	22.16%
Neither agree nor disagree	13	6.70%
Disagree	12	6.19%
Strongly disagree	18	9.28%
Don't know	5	2.58%
Not Answered	0	0%

**Q1 - To incentivise work**



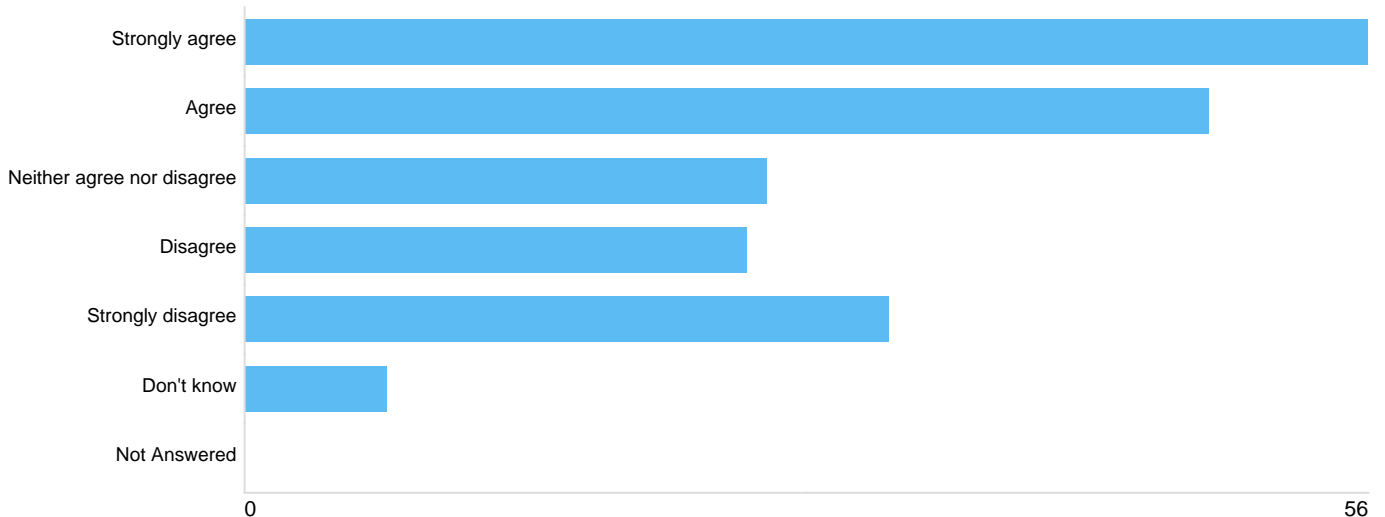
Option	Total	Percent
Strongly agree	68	35.05%
Agree	40	20.62%
Neither agree nor disagree	38	19.59%
Disagree	23	11.86%
Strongly disagree	13	6.70%
Don't know	12	6.19%
Not Answered	0	0%

**Q1 - The scheme must be fair in its treatment of both in-work and unemployed residents**



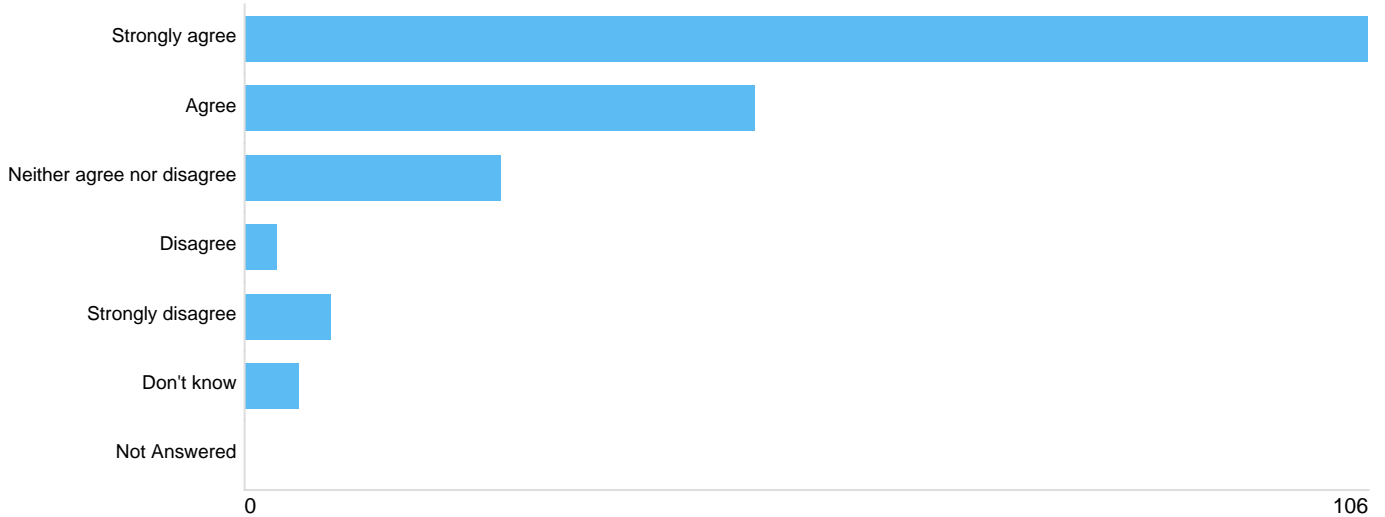
Option	Total	Percent
Strongly agree	108	55.67%
Agree	54	27.84%
Neither agree nor disagree	10	5.15%
Disagree	9	4.64%
Strongly disagree	11	5.67%
Don't know	2	1.03%
Not Answered	0	0%

**Q1 - Scheme should include the means to require other adult members of the claimants' household to contribute towards Council Tax liability**



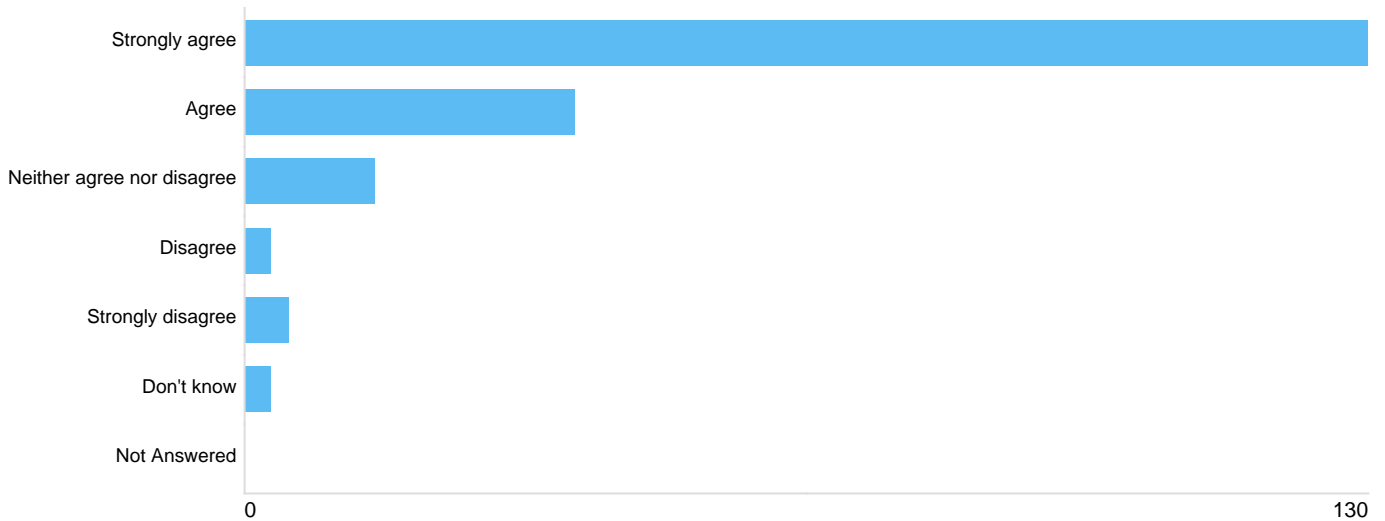
Option	Total	Percent
Strongly agree	56	28.87%
Agree	48	24.74%
Neither agree nor disagree	26	13.40%
Disagree	25	12.89%
Strongly disagree	32	16.49%
Don't know	7	3.61%
Not Answered	0	0%

**Q1 - New scheme must be streamlined and simpler to administer**



Option	Total	Percent
Strongly agree	106	54.64%
Agree	48	24.74%
Neither agree nor disagree	24	12.37%
Disagree	3	1.55%
Strongly disagree	8	4.12%
Don't know	5	2.58%
Not Answered	0	0%

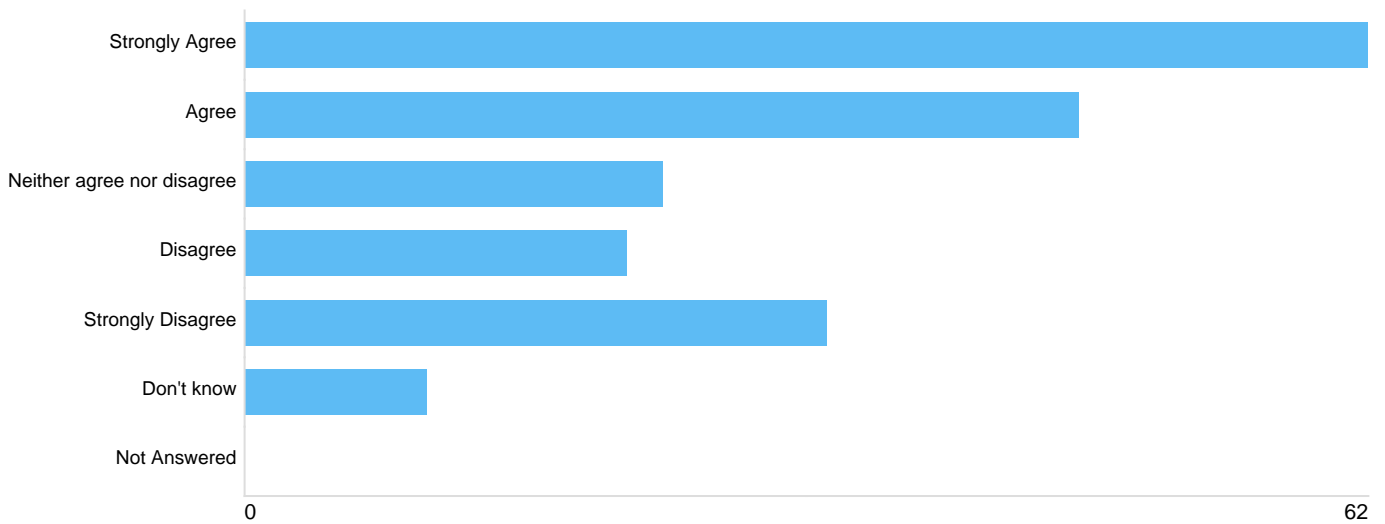
**Q1 - New scheme must be easier to understand and transparent to customers**



Option	Total	Percent
Strongly agree	130	67.01%
Agree	38	19.59%
Neither agree nor disagree	15	7.73%
Disagree	3	1.55%
Strongly disagree	5	2.58%
Don't know	3	1.55%
Not Answered	0	0%

**Question 2: In Brent's new scheme, claimants will receive an award based on their income, in particular any earnings. DWP benefits will be disregarded, so if you only receive DWP benefits, you will receive 100% (unless you have any other adults living in your household apart from your partner). Please tell us to what extent do you agree or disagree with this proposal?**

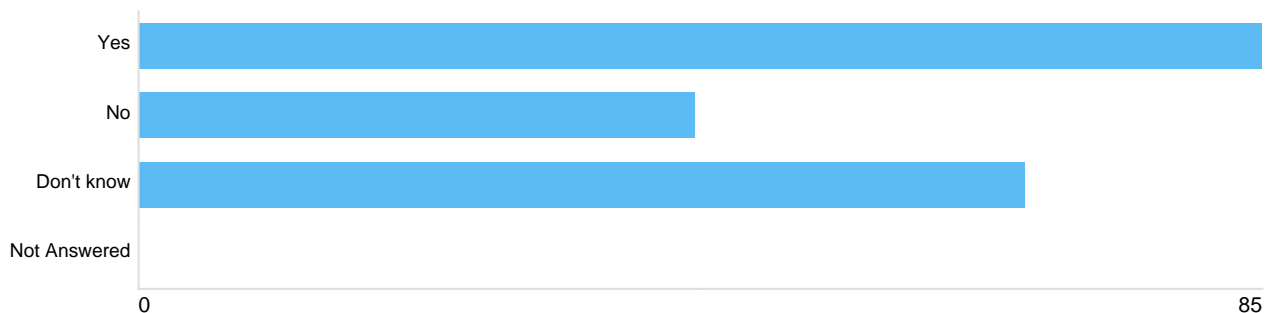
**Q2**



Option	Total	Percent
Strongly Agree	62	31.96%
Agree	46	23.71%
Neither agree nor disagree	23	11.86%
Disagree	21	10.82%
Strongly Disagree	32	16.49%
Don't know	10	5.15%
Not Answered	0	0%

**Question 3: Do you think that the proposed scheme will provide assistance for the most financially vulnerable claimants?**

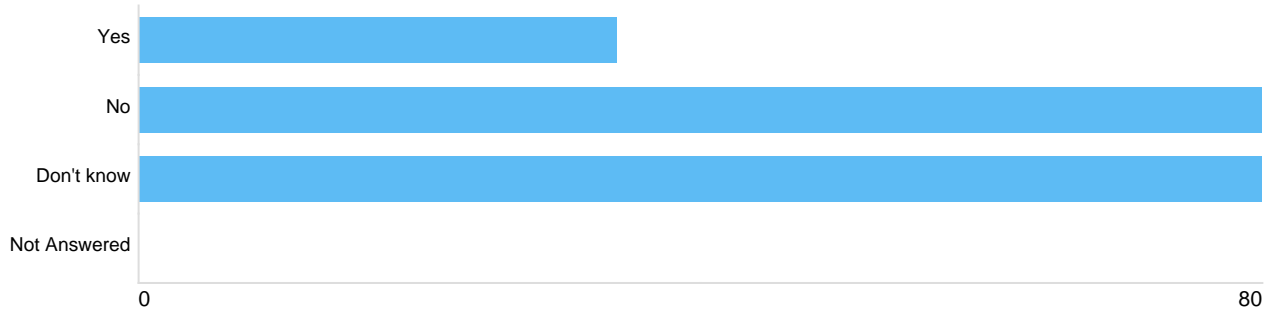
**Q3**



Option	Total	Percent
Yes	85	43.81%
No	42	21.65%
Don't know	67	34.54%
Not Answered	0	0%

**Question 4: Do you think that the proposed scheme will incentivise work?**

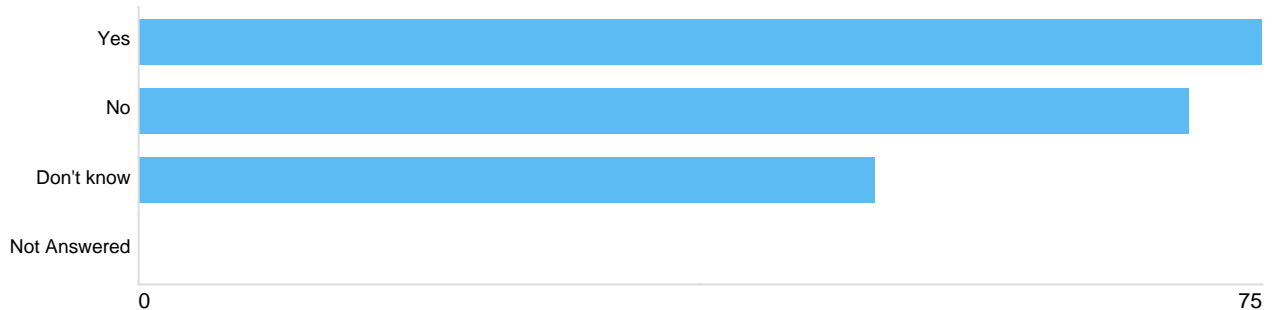
**Q4**



Option	Total	Percent
Yes	34	17.53%
No	80	41.24%
Don't know	80	41.24%
Not Answered	0	0%

**Question 5: Do you think the proposed scheme is fair in its treatment of both in-work and unemployed residents?**

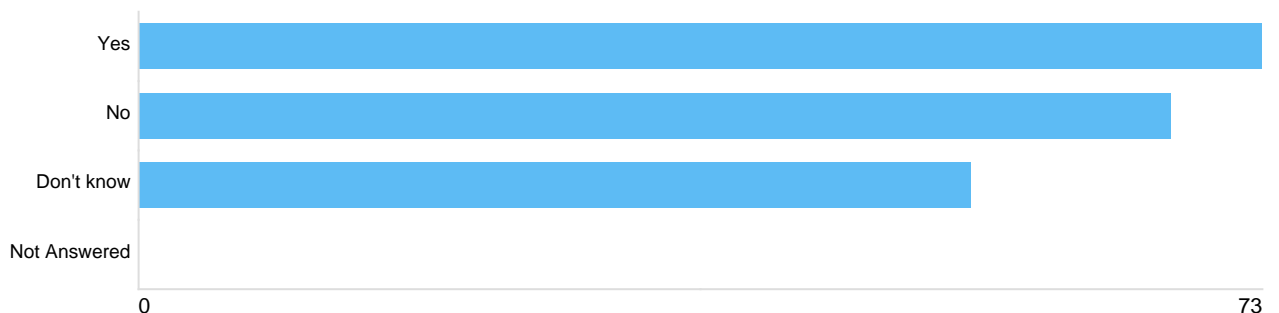
**Q5**



Option	Total	Percent
Yes	75	38.66%
No	70	36.08%
Don't know	49	25.26%
Not Answered	0	0%

**Question 6: Do you think the proposed changes to “non-dependant” charges for other adult members of the claimant’s household are reasonable?**

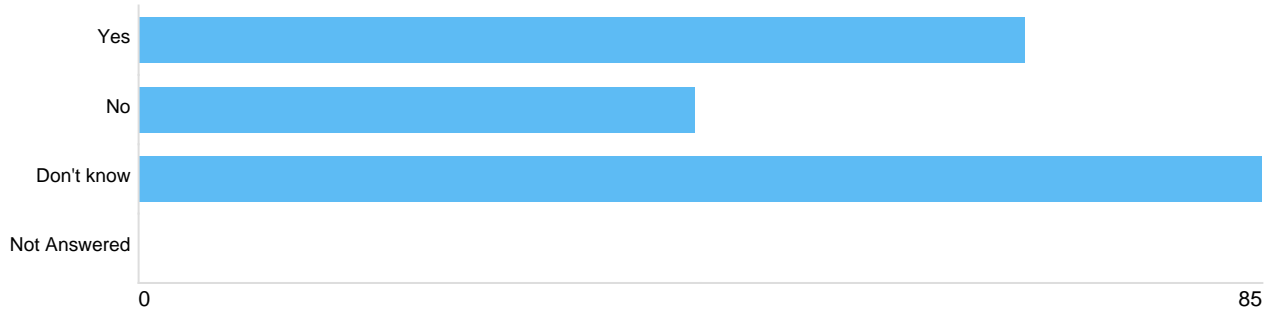
**Q6**



Option	Total	Percent
Yes	73	37.63%
No	67	34.54%
Don't know	54	27.84%
Not Answered	0	0%

**Question 7: Do you think the proposed scheme will be streamlined and simpler to administer?**

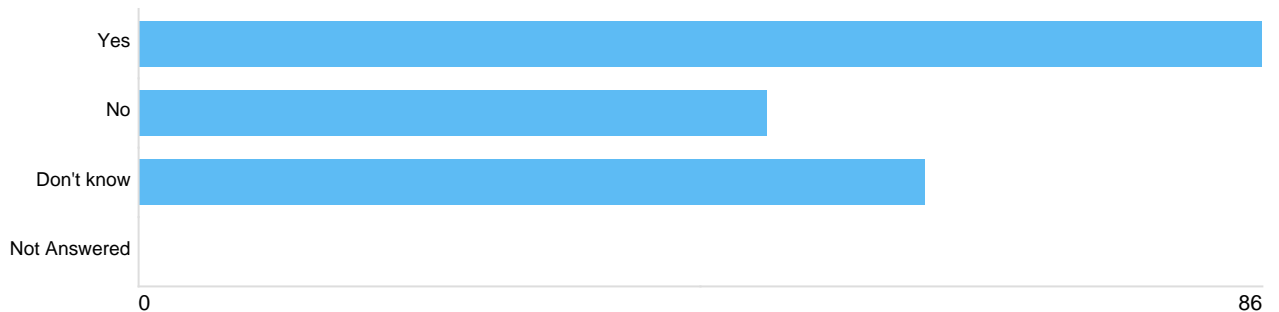
**Q7**



Option	Total	Percent
Yes	67	34.54%
No	42	21.65%
Don't know	85	43.81%
Not Answered	0	0%

**Question 8: Do you think the proposed scheme will be easier to understand for residents?**

**Q8**



Option	Total	Percent
Yes	86	44.33%
No	48	24.74%
Don't know	60	30.93%
Not Answered	0	0%


**Question 9: Do you have any other comments?**

**Q9**

There were **110** responses to this part of the question.

**Question 10: Are you a Brent Resident?**

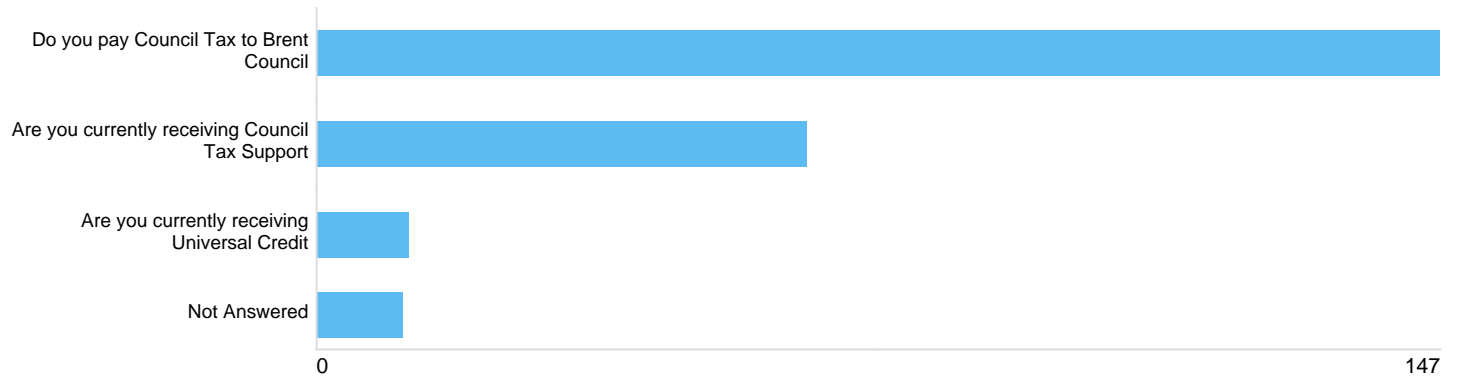
**Q10**



Option	Total	Percent
Yes	184	94.85%
No	7	3.61%
Don't know	3	1.55%
Not Answered	0	0%

**Question 11: Please select the option(s) that applies to you:**

**Q11**

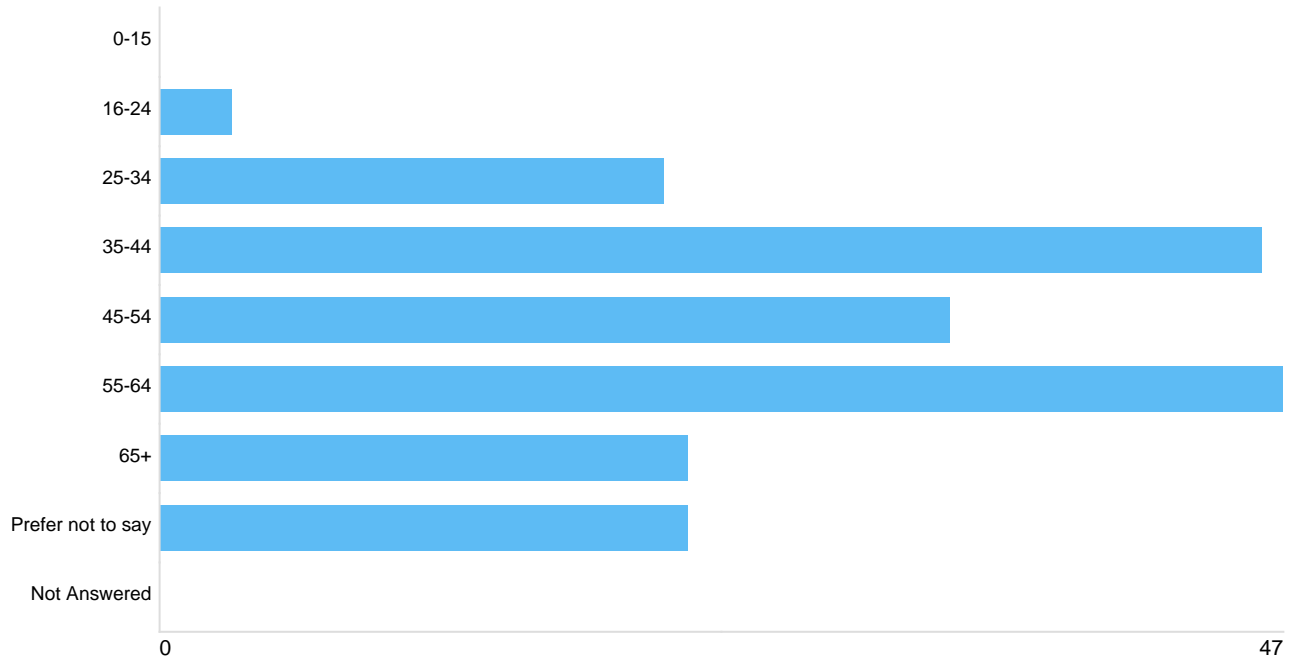




Option	Total	Percent
Do you pay Council Tax to Brent Council	147	75.77%
Are you currently receiving Council Tax Support	64	32.99%
Are you currently receiving Universal Credit	12	6.19%
Not Answered	11	5.67%

**Question 12: What is your age?**

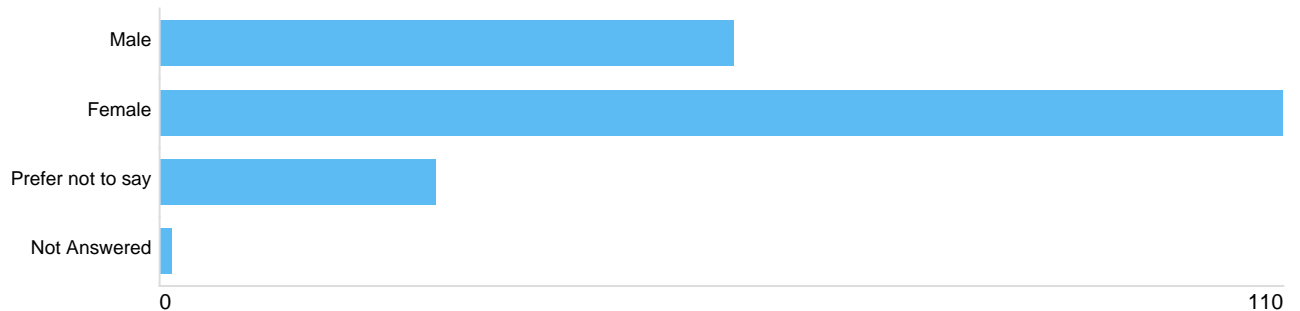
**Q12**



Option	Total	Percent
0-15	0	0%
16-24	3	1.55%
25-34	21	10.82%
35-44	46	23.71%
45-54	33	17.01%
55-64	47	24.23%
65+	22	11.34%
Prefer not to say	22	11.34%
Not Answered	0	0%

**Question 13: Please indicate your sex:**

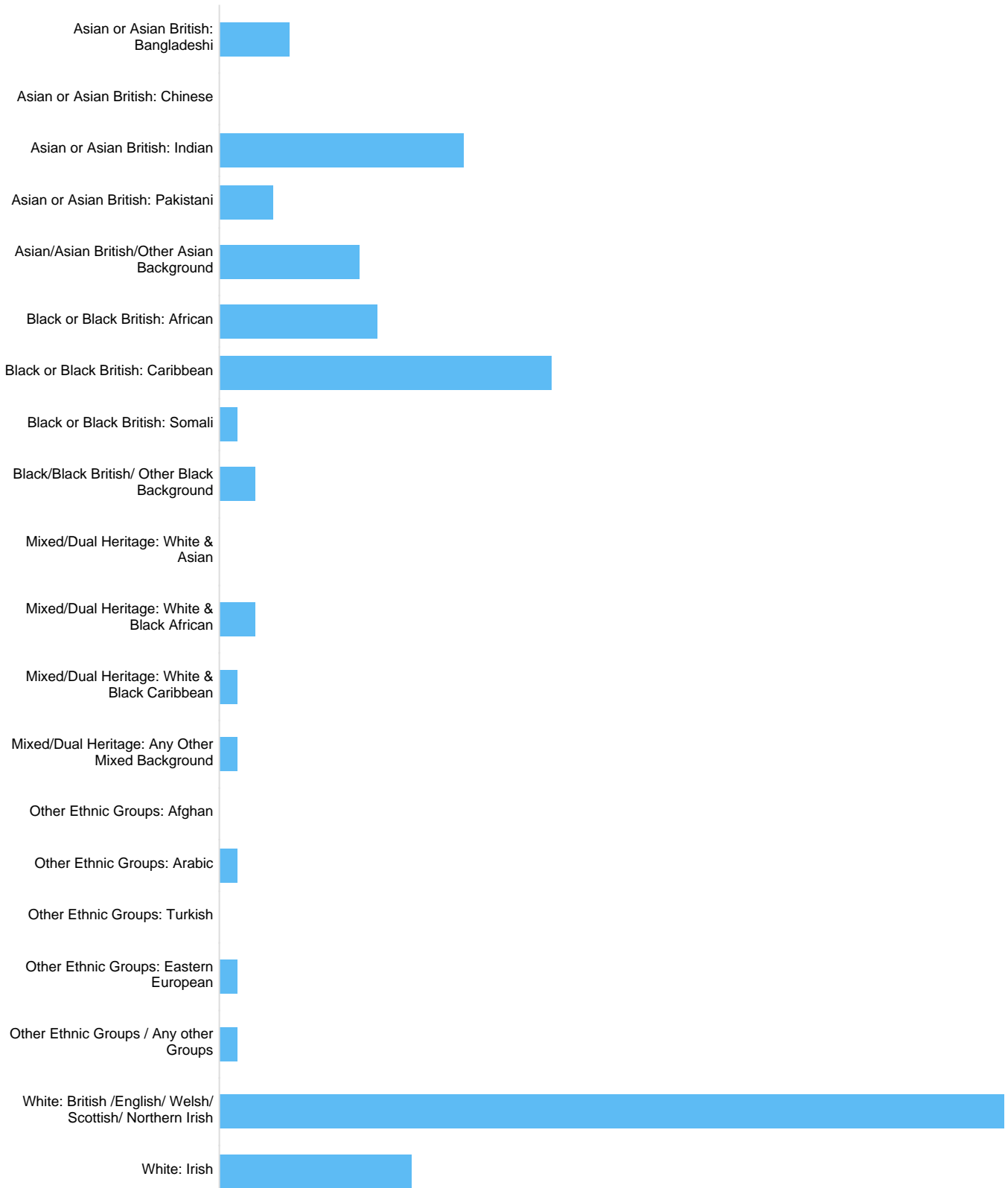
**Q13**

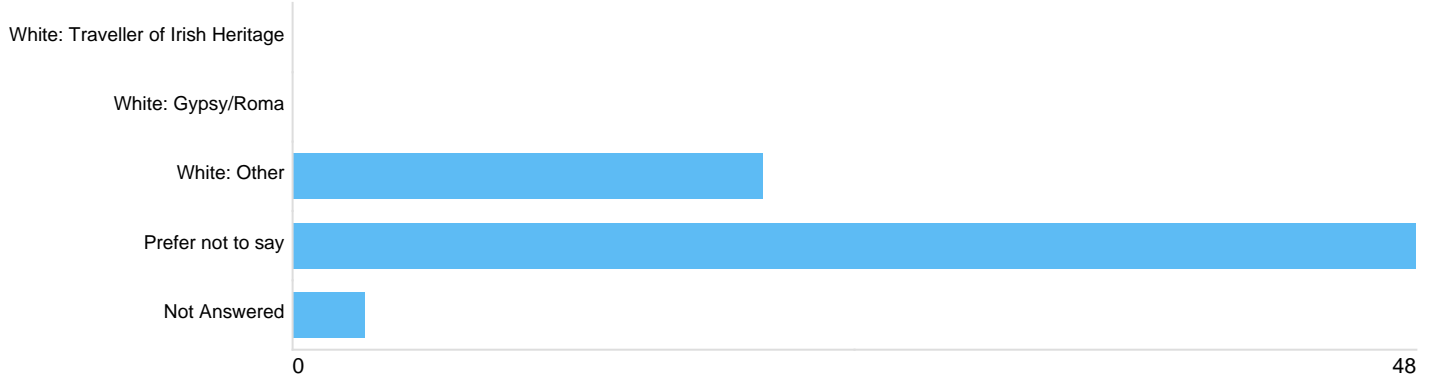


Option	Total	Percent
Male	56	28.87%
Female	110	56.70%
Prefer not to say	27	13.92%
Not Answered	1	0.52%

**Question 14: Please state your ethnicity:**

**Ethnicity**

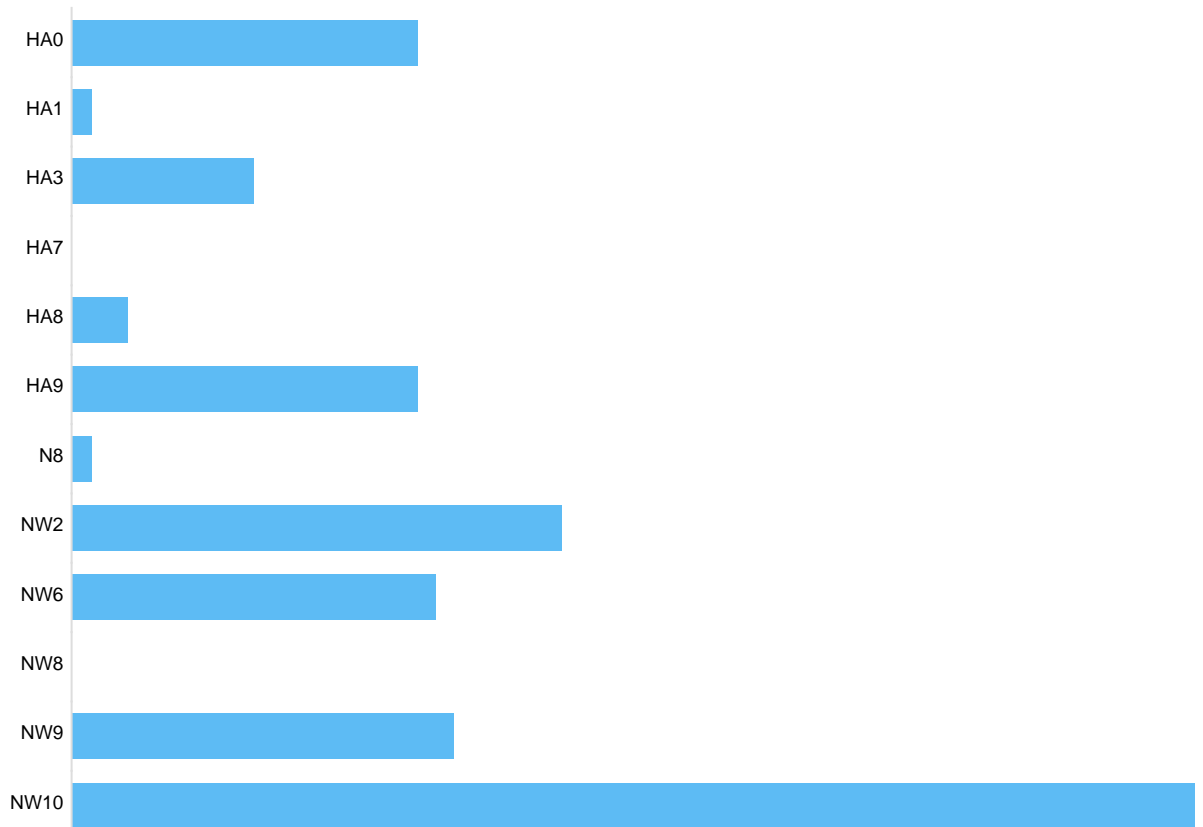





Option	Total	Percent
Asian or Asian British: Bangladeshi	4	2.06%
Asian or Asian British: Chinese	0	0%
Asian or Asian British: Indian	14	7.22%
Asian or Asian British: Pakistani	3	1.55%
Asian/Asian British/Other Asian Background	8	4.12%
Black or Black British: African	9	4.64%
Black or Black British: Caribbean	19	9.79%
Black or Black British: Somali	1	0.52%
Black/Black British/ Other Black Background	2	1.03%
Mixed/Dual Heritage: White & Asian	0	0%
Mixed/Dual Heritage: White & Black African	2	1.03%
Mixed/Dual Heritage: White & Black Caribbean	1	0.52%
Mixed/Dual Heritage: Any Other Mixed Background	1	0.52%
Other Ethnic Groups: Afghan	0	0%
Other Ethnic Groups: Arabic	1	0.52%
Other Ethnic Groups: Turkish	0	0%
Other Ethnic Groups: Eastern European	1	0.52%
Other Ethnic Groups / Any other Groups	1	0.52%
White: British /English/ Welsh/ Scottish/ Northern Irish	45	23.20%
White: Irish	11	5.67%
White: Traveller of Irish Heritage	0	0%
White: Gypsy/Roma	0	0%
White: Other	20	10.31%
Prefer not to say	48	24.74%
Not Answered	3	1.55%

**Question 15: Please select your post code area:**

q8





Option	Total	Percent
HA0	19	9.79%
HA1	1	0.52%
HA3	10	5.15%
HA7	0	0%
HA8	3	1.55%
HA9	19	9.79%
N8	1	0.52%
NW2	27	13.92%
NW6	20	10.31%
NW8	0	0%
NW9	21	10.82%
NW10	62	31.96%
NW26	1	0.52%
UB6	0	0%
W9	2	1.03%
W10	1	0.52%
Not Answered	7	3.61%