

Appendix 1:

Overview of Brent Children's Centres May 2019 (detailed descriptions of individual centres included at Appendix 3).

There were 17 Department for Education (DfE) approved (former Sure Start) Children's Centres in Brent. All are registered in the DfE database. These are included in the map at Figure 1 of this Appendix.

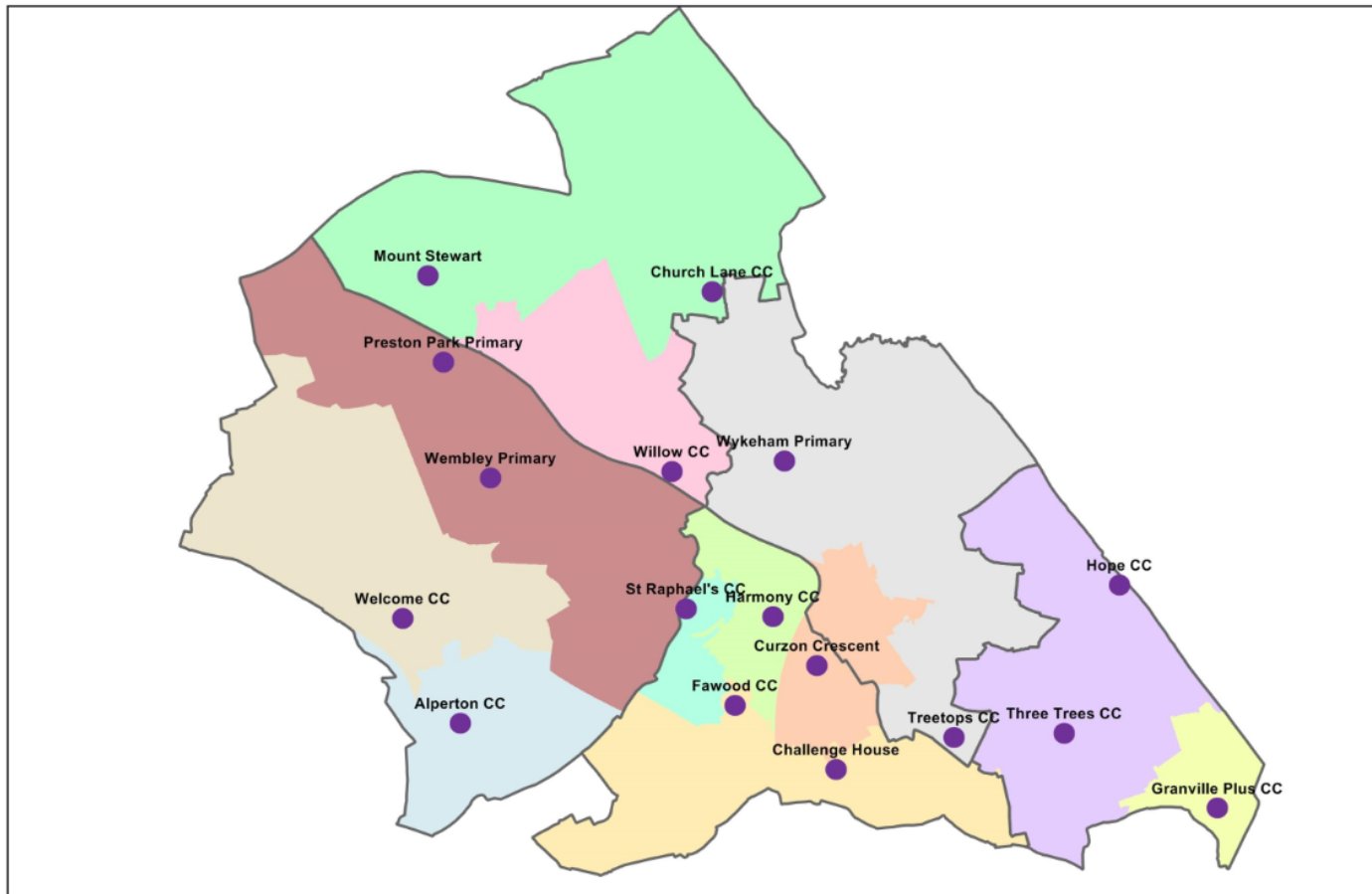
Two centres have closed due to factors not related to the development of family hubs. The first, Hope Children's Centre, closed in 2018, but due to technical difficulties, it is only just being removed from the DfE database. The second, Challenge House, was planned to close at the end of March 2019, but has had an extension until 19th July 2019 when it closed. The required consultation regarding both of these centres took place.

Individual profiles for the remaining 15 children's centres are included in Appendix 3. Two are managed by Fawood / Curzon Federation and the remaining 13 are currently managed by Barnardos. Key performance data for these centres is included in Figures 2 and 3 of this Appendix. For data collection purposes some centres are recorded together.

Figure 4 shows the children's centres catchment areas in relation to the 2015 Index of Multiple Deprivation – the official measure of relative deprivation for small areas in England.

Figure 1: Current children's centre provision

- Please note, Welcome Children's Centre has an annex at Barham Park
- Hope is closed for services and is going through the DfE closure process
- Challenge House is closing July 2019
- The colours indicate the current reach areas for the current children's centre sites



Reproduced from the Ordnance Survey mapping with the permission of the Controller of Her Majesty's Stationery Office ©Crown copyright.
Unauthorised reproduction infringes ©Crown copyright and may lead to prosecution or civil proceedings.
London Borough of Brent Licence No. LA 100025260 2014

1:50000

17
November
2014

0 1 2 kilometres



Figure 2: Data showing registration rate of Brent Families

Registration Rate of all Children Under 5 – Target 80%

Between: 01-Apr-2018 and 31-Mar-2019

Children's Centre Setting / Catchment	Children Currently Registered	Under 5 population	Registration Rate
Alperton Children's Centre	1241	1484	84%
Church Lane and Mount Stewart Children's Centres	2867	2934	98%
Curzon Crescent Children's Centre	1286	1529	84%
Fawood and Challenge House Children's Centres	1553	1907	81%
Granville Plus Children's Centre	982	1172	84%
Harmony Children's Centre	422	559	75%
St. Raphael's Children's Centre	357	434	82%
The Willow Children's Centre	719	1083	66%
Three Trees and Hope Children's Centres	2392	2761	87%
Treetops Children's Centre (Wykeham)	3008	3745	80%
Welcome Children's Centre	1964	2931	67%
Wembley and Preston Park Children's Centres	1902	2558	74%
Brent Total	18693	23097	81%

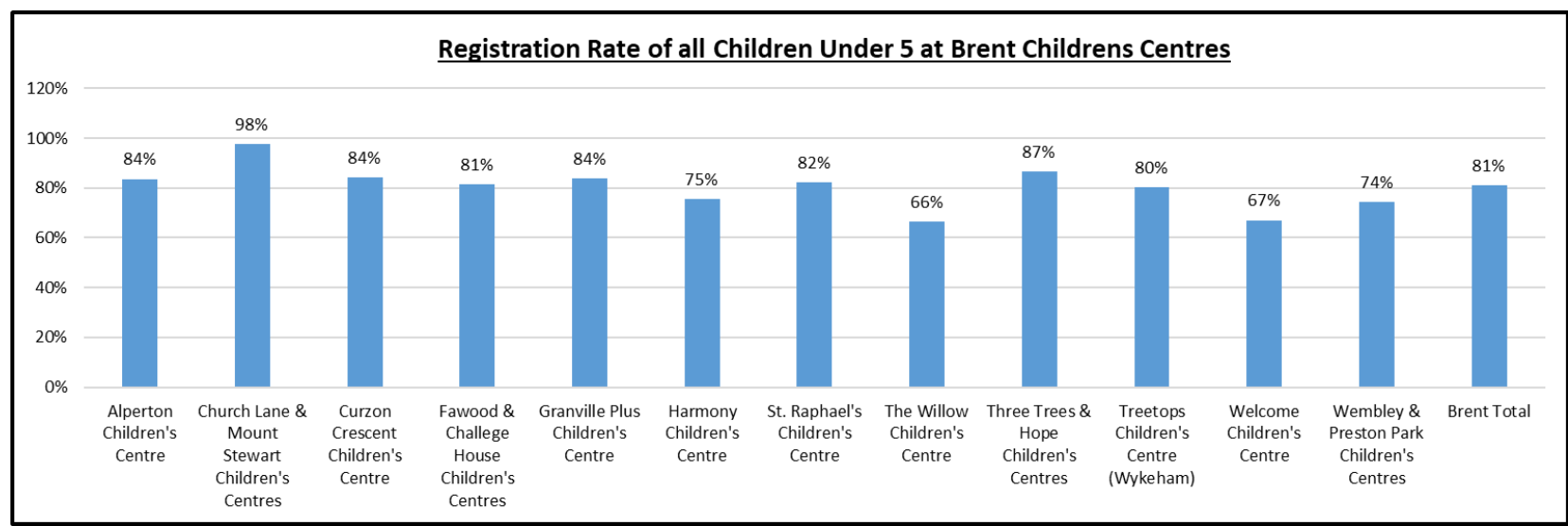
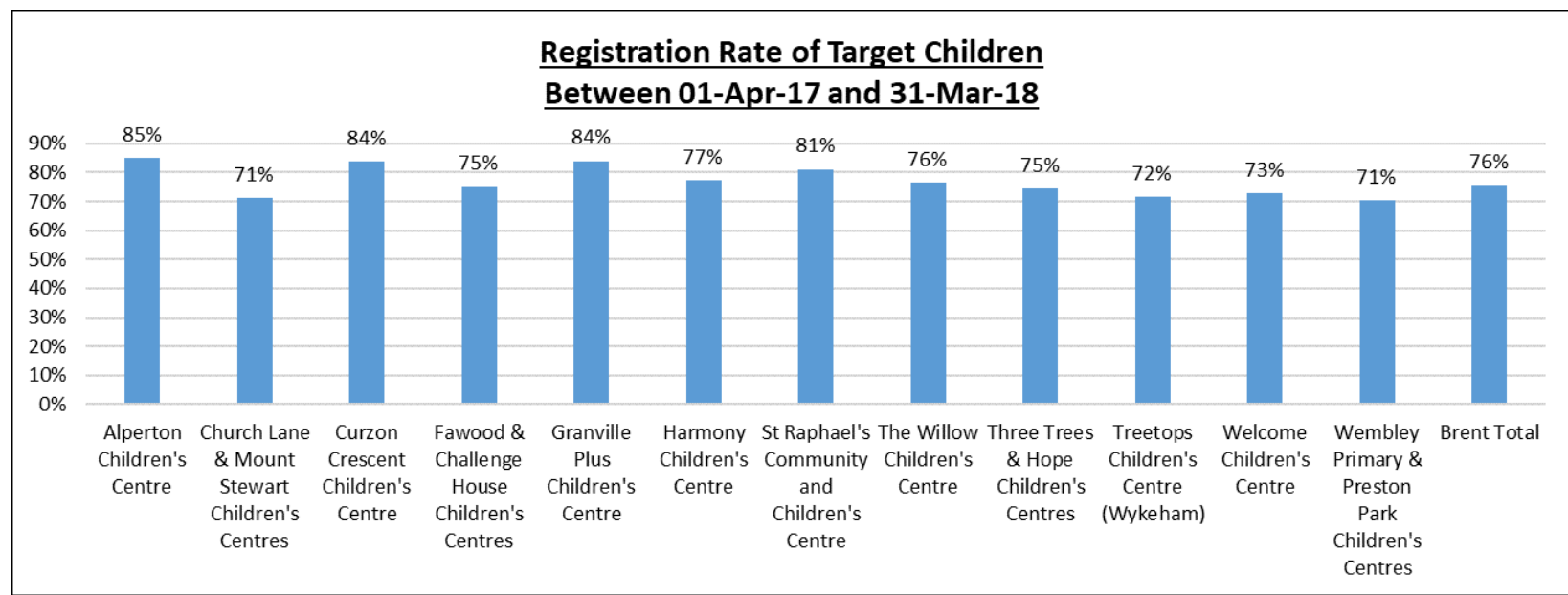


Figure 3: Registration Rate of Target Children - Between 01-Apr-17 and 31-Mar-18 - Target 75%

Children's Centre Catchment	Not contacted	Contacted	Grand Total	Percentage Contacted
Alperton Children's Centre	93	333	426	78%
Church Lane and Mount Stewart Children's Centres	232	515	747	69%
Curzon Crescent Children's Centre	87	676	763	89%
Fawood and Challenge House Children's Centres	110	641	751	85%
Granville Plus Children's Centre	119	326	445	73%
Harmony Children's Centre	74	251	325	77%
St Raphael's Community and Children's Centre	49	190	239	79%
The Willow Children's Centre	61	245	306	80%
Three Trees and Hope Children's Centres	193	518	711	73%
Treetops Children's Centre (Wykeham)	361	957	1318	73%
Welcome Children's Centre	231	640	871	73%
Wembley Primary and Preston Park Children's Centres	200	533	733	73%
Out of borough	177	592	769	77%
Grand Total	1987	6417	8404	76%
Brent Total	1810	5825	7635	76%



Target Children Criteria:

Children aged 5 and under at the snap shot end date for the relevant period, who were also under 5 at the time of referral or assessment that:

- are or have been in receipt of the Nursery Education Grant for 2-year-olds
- are or have had a social care assessment (Child Protection, Children in Need, Looked After Children)
- have had a CAF/EHA (Common Assessment Framework/Early Help Assessment)
- SENAS has been notified of as children that are likely to have additional needs at school by Community Paediatricians
- have been identified as being in a 'Troubled Family'
- are in households in receipt of Council Tax and/or Housing Benefit where the claimants are not in paid work

'Target Children' criteria (from 01 April 2016) also includes children under 5 that are known to:

- Early Support
- Early Years Inclusion Team
- Maternal Early Childhood Sustained Home Visiting (formerly Family Nurse Partnership)
- Family Solutions Team
- Under 5's Specialist Nursery Panel

**Figure 4: Index of Multiple Deprivation
IMD - Index of Multiple Deprivation (2015)**

Lower Super Output Areas (LSOAs) within Children's Centres catchments - Number that are in 30% IMD and 70% IMD

Count of LSOA code (New)			
Row Labels	In 30% IMD (2015)	In 70% IMD (2015)	Grand Total
Alperton Children's Centre	1	8	9
Church Lane and Mount Stewart Children's Centres	2	23	25
Curzon Crescent Children's Centre	9	0	9
Fawood Children's Centres (including Challenge House)	10	3	13
Granville Plus Children's Centre	5	3	8
Harmony Children's Centre	4	0	4
St Raphael's Children's Centre	3	0	3
The Willow Children's Centre	3	4	7
Three Trees and Hope Children's Centres	7	19	26
Treetops and Wykeham Children's Centres	17	12	29
Welcome Children's Centre (including Barham Park annexe)	4	16	20
Wembley Primary and Preston Park Children's Centres	2	18	20
Grand Total	67	106	173