

Equality Impact Analysis Data

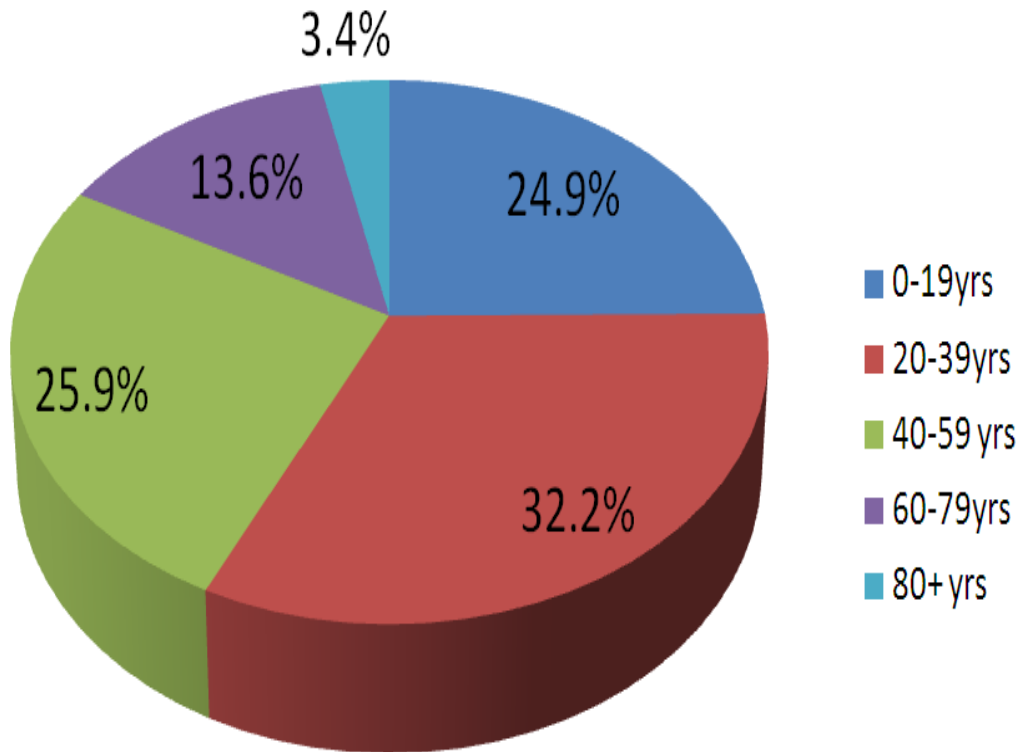
Funding stream not yet subject
to themed funding model



Limitations in data quality

- The data provided does not include the additional protected characteristics recently brought in under the Equality Act 2010
- The equality monitoring does not conform to the latest equality monitoring guidelines with consistent sub categorisation under each protected characteristics
- Not all projects have provided equality data just related to the project, a number have provided data relating to all provision by their organisation
- Data to develop this initial draft equality impact assessment was extracted from several sources including self-assessment forms, grant applications and project monitoring reports. Consequently, some figures may be older than others and some may not represent the current state of the organisation.
- Data for projects not yet subject to themed funding model was provided in the last financial year and in some cases has been updated since then
- Requests were made to all projects for updated equality monitoring relating to the projects they are receiving funding for including all protected characteristics now included in equality monitoring in line with the Equality Act 2010. Many do not yet collect data in this way and only a few provided updated data

Age Profile – Brent Population

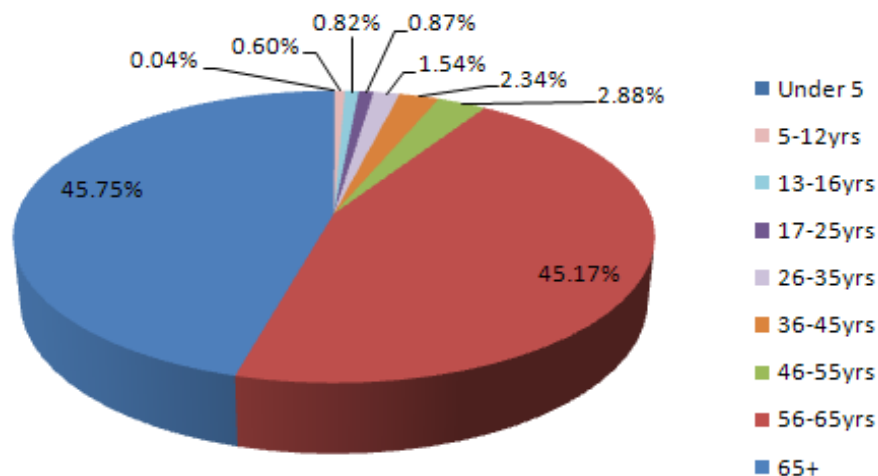


- 63,800 young people(0-19yrs)
- 149,100 adults (19-59yrs)
- 43,600 older people(60+ yrs)

(ONS 2010)

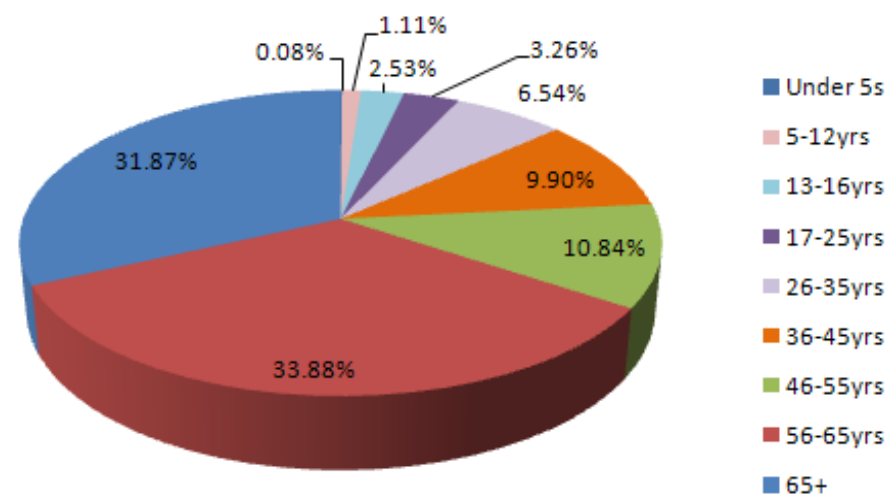


Age Profile – non themed model grant projects



% people benefiting by age

- Proportion of people aged 60+ benefiting from projects above that in the borough population.



% funding by age group

- Young people benefit from larger proportion of funding compared to other age groups.
- 66% of funding benefits those over 56 years of age.

Data from BADP not included as not broken down by category – BADP record 25% young and 75% older people



Age Profile – non themed model grant projects

Older People

Age Concern

Brent Association of Disabled People

Brent Heart of Gold Support Group

Kingsbury Asian Elders Group

Brent Indian Community Centre

Magnolia Senior Citizens

Adults

Association of Muslims with disabilities

Brent Advocacy Concerns

Brent Mencap

Majority of people benefiting from each project are either adults or older people



Disability Profile – Brent Population

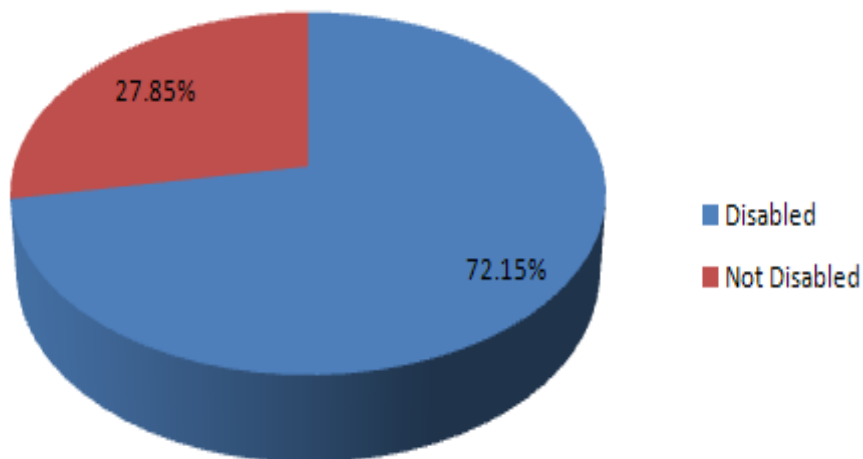
- In 2010-11 there were 765 people with learning disabilities known to Brent council.
- The majority of people with learning disabilities known to the council are aged between 20 and 59.
- The breakdown by gender is: Male 58% female 42%.
- The age breakdown of clients with learning disabilities is as follows:

• 18-19	23
• 20-29	200
• 30-39	135
• 40-49	193
• 50-59	138
• 60-69	62
• 70-79	11
• 80-89	2
• 90+	1

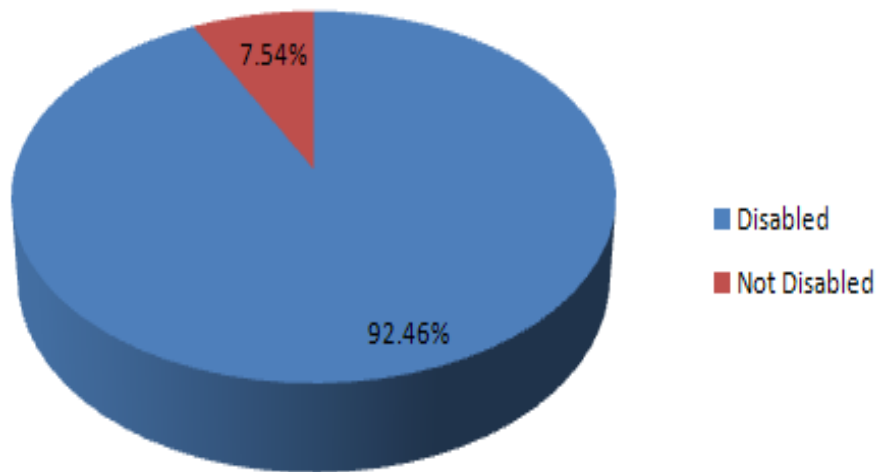
15.6% of the population state that they have a limiting long-term illness, health problem or disability which limits the amount of daily activity or work that they can do.



Disability Profile – non themed model grant projects



Just under three quarters of the people benefiting from projects are disabled



Over 90% of the funding benefits disabled people



Disability Profile – non themed model grant projects

Disabled Users

Age Concern (50%)

Association of Muslims with disabilities (75%)

Brent Advocacy Concerns (91%)

Brent Association of Disabled People (100%)

Brent Indian Community Centre (7%)

Brent Mencap (100%)

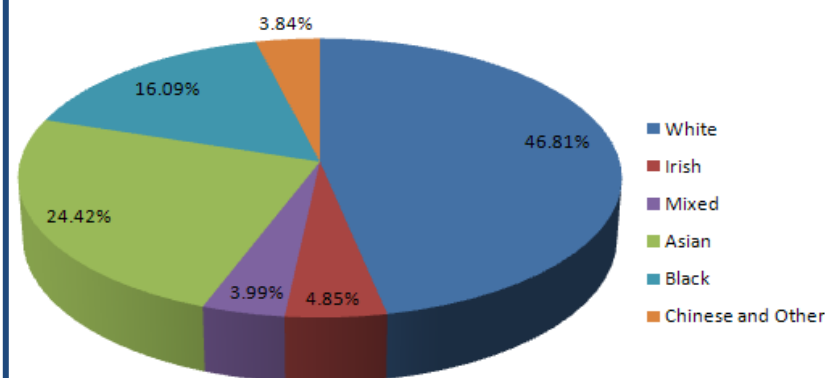
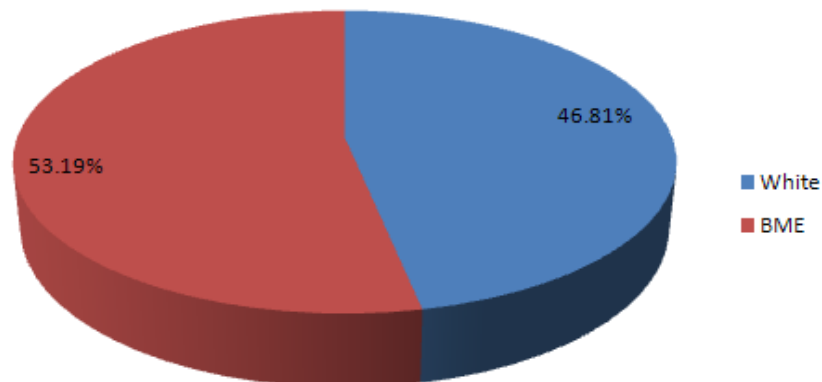
Kingsbury Asian Elders Group (3%)

Magnolia Senior Citizens (22%)

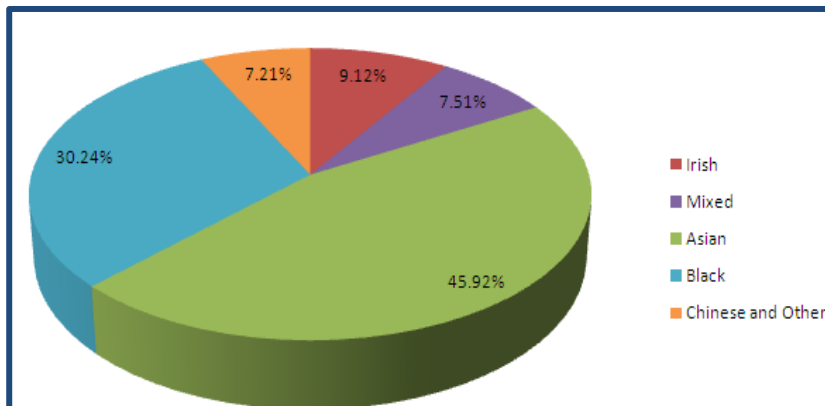
% of disabled people benefiting from projects



Race Profile – Brent Population



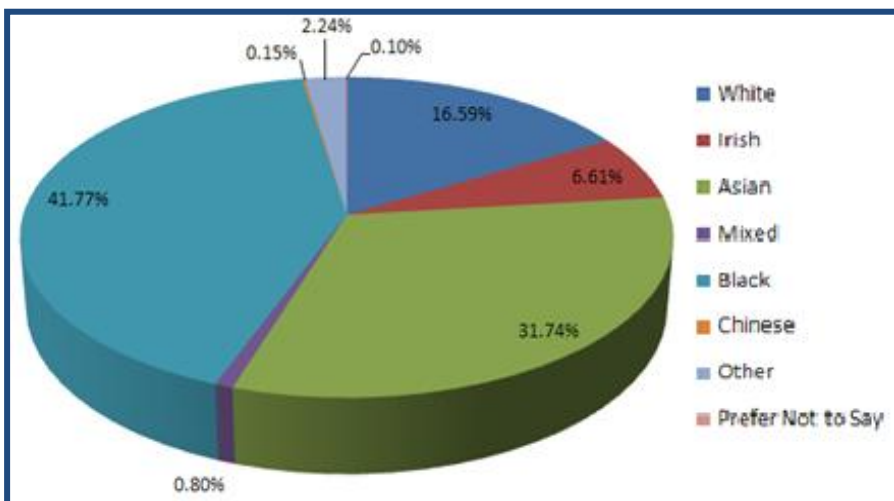
- 53% of the population are from Black, Asian and Minority Ethnic backgrounds.
- 62% of the population are from a group other than White British
- Diverse BME profile with largest proportions of the population being Indian, Black Caribbean and Black African



(ONS 2009)

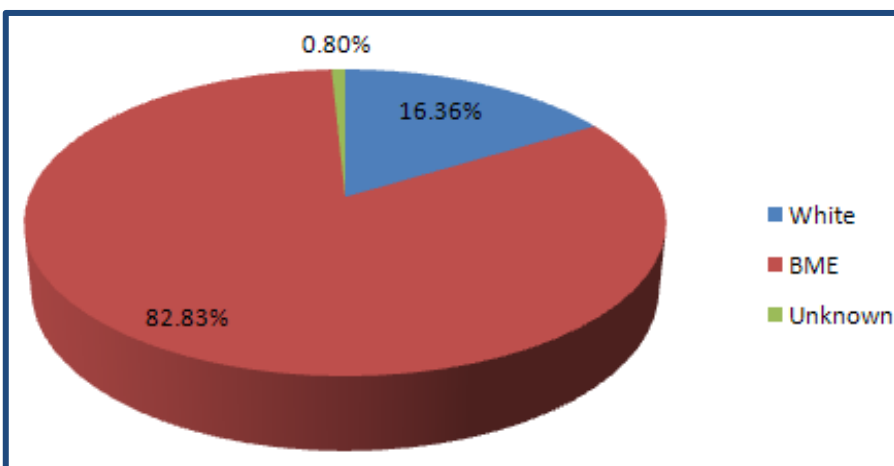


Race Profile – Non Themed Model Grant Projects



% people benefiting from projects by race

- A larger proportion of people from BME backgrounds are benefiting from projects compared to the borough population.

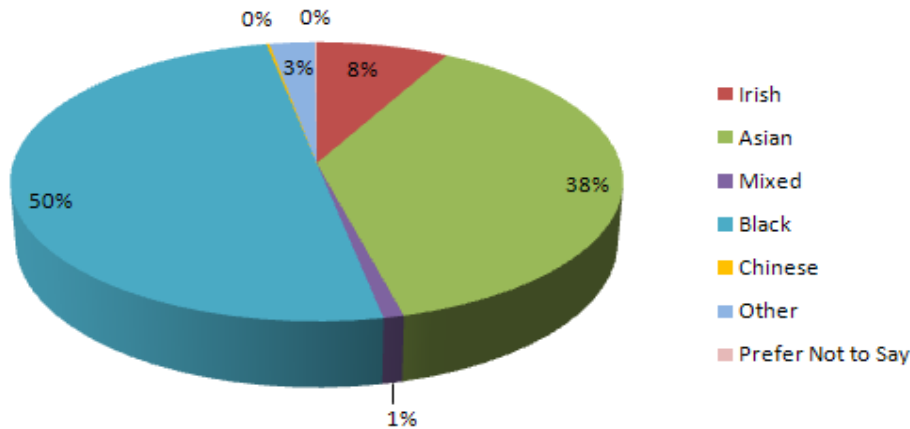


% of funding benefiting different groups

- A Larger proportion of people from BME backgrounds benefiting compared to the borough population

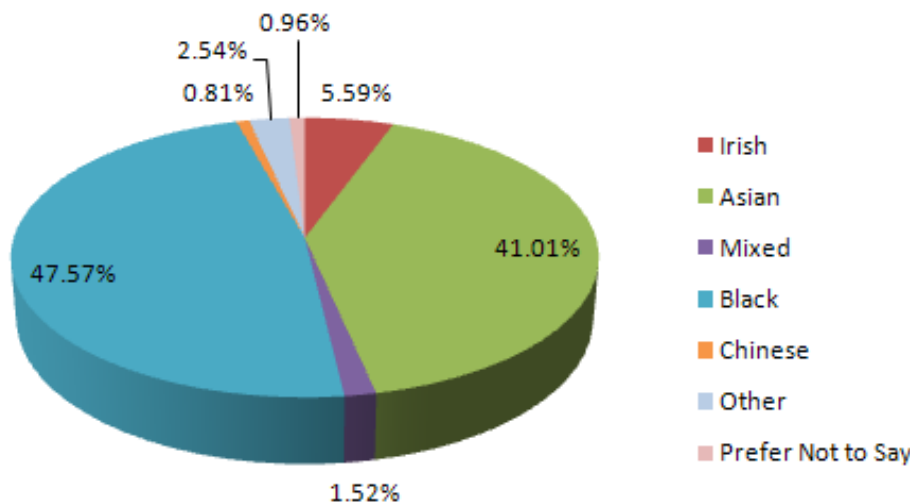


BME Race Profile – Non Themed Model Grant Projects



People from BME backgrounds benefiting from projects

- 50% of people were from Black ethnic backgrounds and 38% from Asian ethnic backgrounds.
- The majority of people benefiting from all but one project were from BME backgrounds



Spend by BME Backgrounds

- 48% of the funding is benefiting people from an Black ethnic background and 41% of funding is benefiting people from an Asian ethnic background



Race Profile – Non Themed Model Grant Projects

Association of Muslims with disabilities
(89% Asian, 9% Mixed, 2% Other)

Age Concern
(24% White, 12% Irish, 21% Asian, 39% Black, 4% Other)

Brent Association of Disabled People
(12% Irish, 21% Asian, 39% Black, 4% Other)

Brent Heart of Gold Support Group
(1.6% Irish, 38% Asian, 1% Mixed, 50% Black, 0.03% Chinese, 0.06% Not Willing to Say)

Brent Indian Community Centre
(1.4% Irish, 25% Asian, 6% Mixed, 26% Black, 1% Chinese, 5% Other, 12% Not Willing to Say)

Kingsbury Asian Elders Group
(59% Asian, 23% Black, 4% Other)

Brent Mencap
(3% Irish, 24% Asian, 3% Mixed, 35% Black, 3% Chinese, 7% Other)

Brent Advocacy Concerns
(37% White, 35% Black, 19% Asian, 7% Other, 2% Mixed)

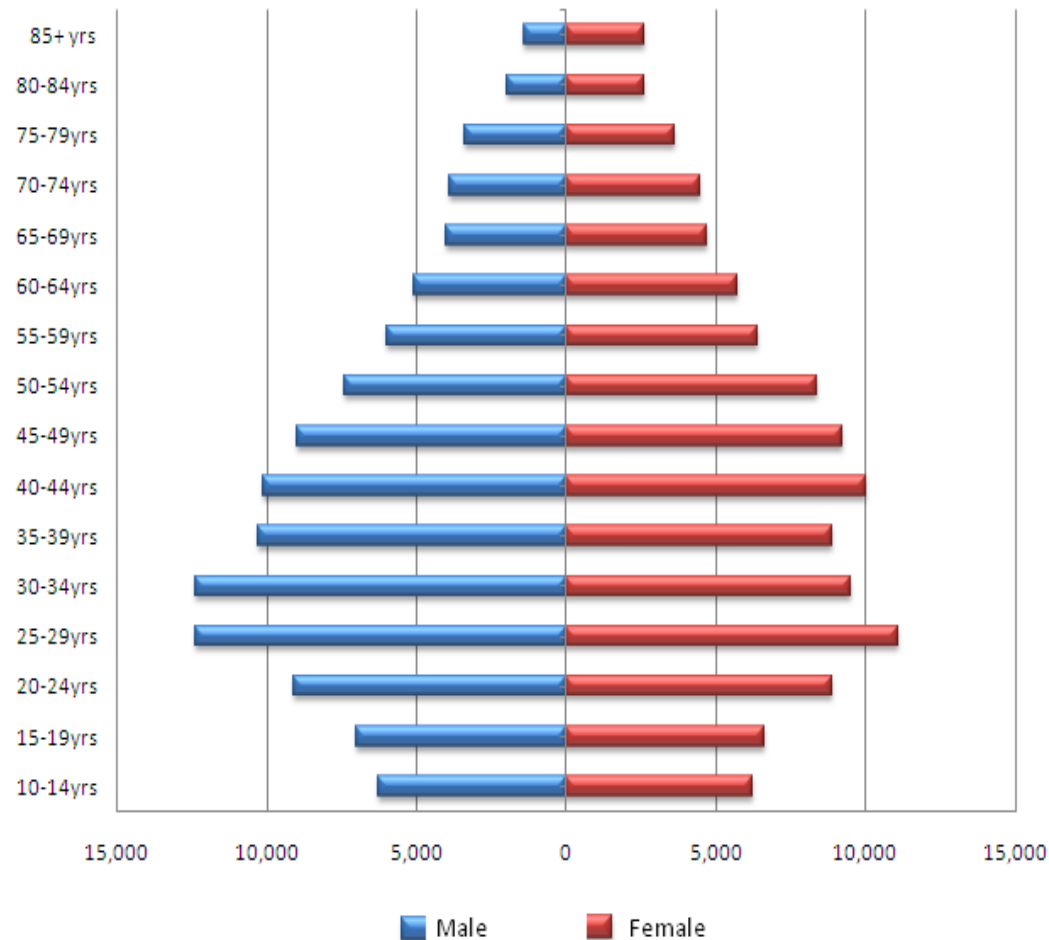
Magnolia Senior Citizens
(100% prefer not to say)

% of people from different
BME backgrounds benefiting
from projects



Sex Profile – Brent Population

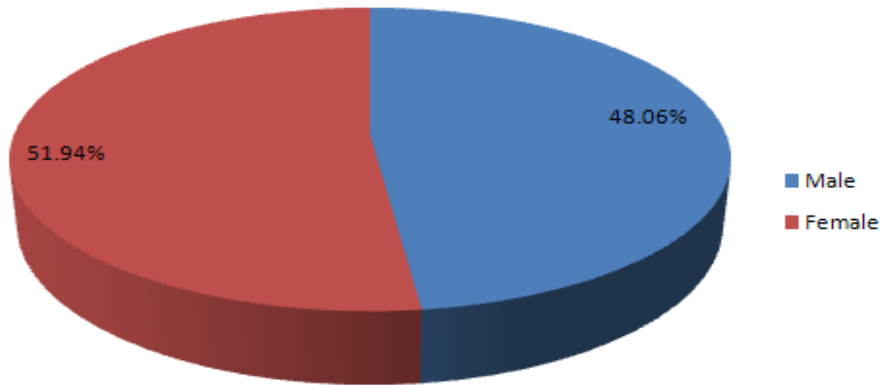
- 129,100 males
- 127,400 females



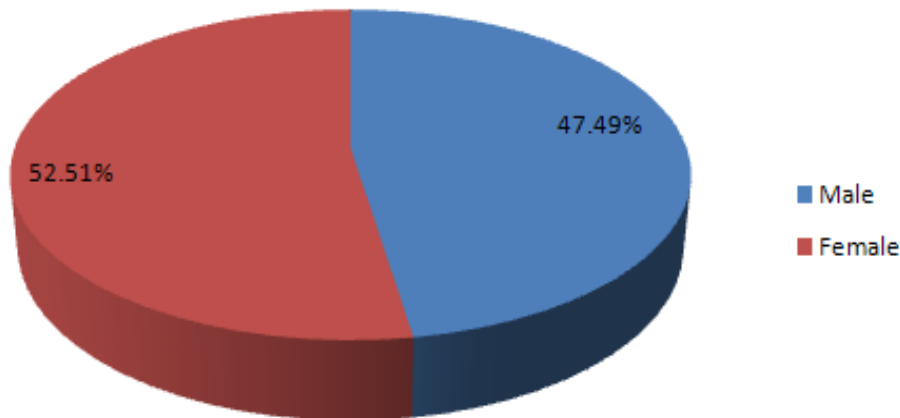
(ONS 2010)



Sex Profile – Non Themed Model Grant Projects



Slightly more females than males benefiting from projects



Slightly more of the funding is benefiting females than males



Equality Impact Analysis Data

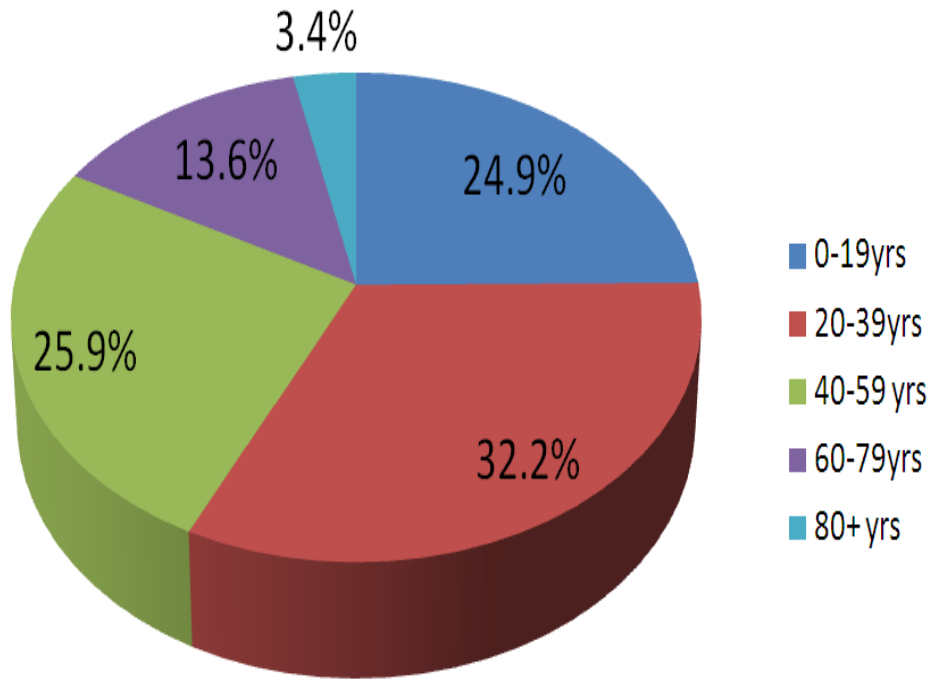
Combined themed funding streams:
children and young people
and crime and regeneration



Limitations in data quality

- The data provided does not include the additional protected characteristics recently brought in under the Equality Act 2010
- The equality monitoring does not conform to the latest equality monitoring guidelines with consistent sub categorisation under each protected characteristics
- Not all projects have provided equality data just related to the project, a number have provided data relating to all provision by their organisation
- Data to develop this initial draft equality impact assessment was extracted from several sources including self-assessment forms, grant applications and project monitoring reports. Consequently, some figures may be older than others and some may not represent the current state of the organisation.
- For crime and regeneration themed grants the data already provided to the council is reasonably up to date although not covering all protected characteristics. There are a few more gaps in the data provided relating to children and young people's projects
- Requests were made to all projects for updated equality monitoring relating to the projects they are receiving funding for including all protected characteristics now included in equality monitoring in line with the Equality Act 2010. Many do not yet collect data in this way and only a few provided updated data

Age Profile – Brent Population



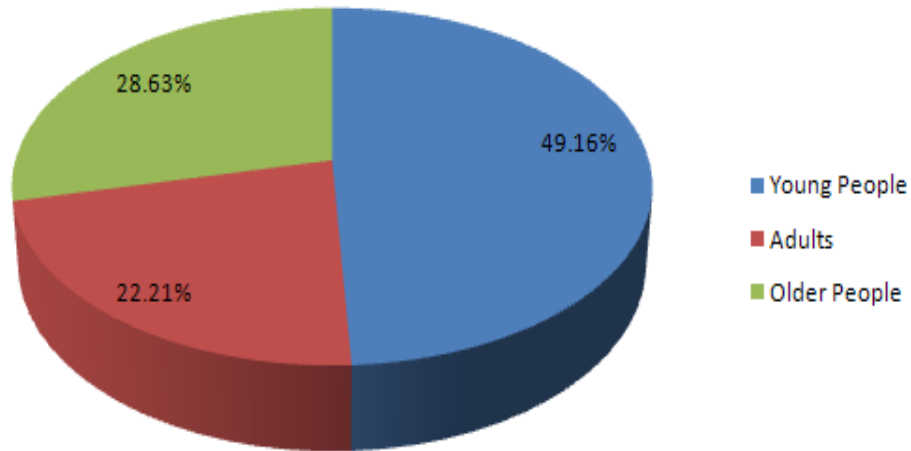
- 63,800 young people(0-19yrs)
- 149,100 adults (19-59yrs)
- 43,600 older people (60+yrs)

(ONS 2010)



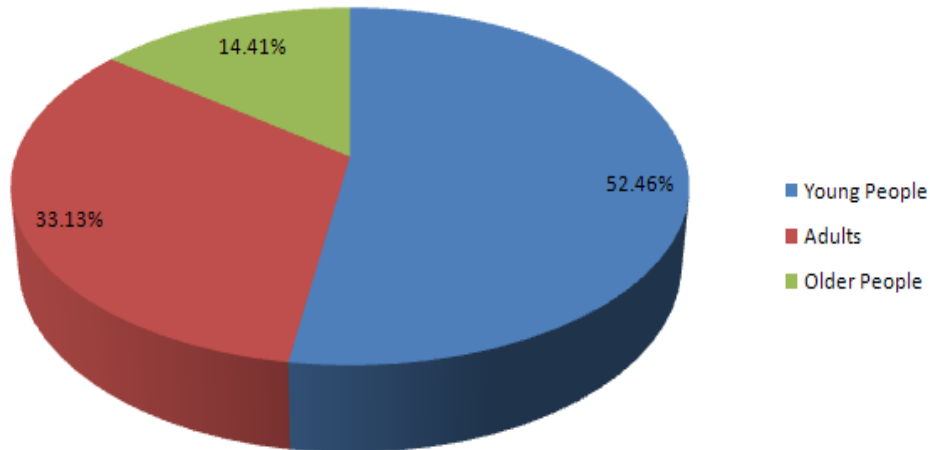
Age Profile Incomplete – Combined Themed Grant Projects

Limited data available



% people benefiting from the projects by age

- The data available shows that the majority of people benefiting are young people



% funding benefiting people by age

- The data available shows that the majority of spend benefiting young people



Age Profile Incomplete – Combined Themed Grant Projects

Limited data available

Children and Young People

Asian People's Disability Alliance

Asian Women's Resource Centre

Bang Edutainment

Bethel Community Services

Brent Adolescent Centre

Brent Bereavement Service

Brent Schools Football Association

Drama Workhouse

OK Club

SABA UK Unsigned

St Michael's Youth Project

Sea Training Corps

Victim Support

Volunteer Reading Help

St Raphael's Youth Football and Sports

Kilburn Youth Centre

Categorisation based on project outline

Prince's Trust

These organisations
have a majority of
children and young
people using their
services



Age Profile Incomplete – Combined Themed Grant Projects

Limited data available

Mixed Age Groups
Brent Homeless Users Group
Middlesex ITEC
Salisbury World Refugee Centre
Centre for Peaceful Solution
Chameleon's Amateur Dramatic Society
Advance
Brent Indian Association
Groundwork
Minster Centre
Thames 21
Toucan Employment
African's women's care
Brent Addiction Counselling service

Categorisation based on project outline
Addaction
Brent Irish Advisory Service
Brent Neighbourhood Watch Association
Cricklewood Homeless Concern
Energy Solutions
Mayhew Animal Home
Relate

The age profile is similar to that of the population, classifying the organisation as attracting mixed age groups



Age Profile Incomplete – Combined Themed Grant Projects

Limited data available

Adults

Brent Mencap

Only a few organisations have a majority of adult users

Older People

Bosnia and Herzegovina Community Advice Centre

African's women's care

Elders Voice

Three of the organisations have a majority of older users



Disability Profile – Brent Population

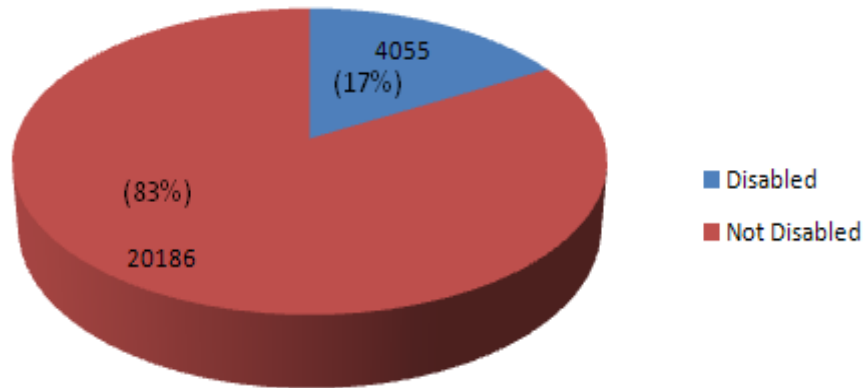
- In 2010-11 there were 765 people with learning disabilities known to Brent council.
- The majority of people with learning disabilities known to the council are aged between 20 and 59.
- The breakdown by gender is: Male 58% female 42%.
- The age breakdown of clients with learning disabilities is as follows:

• 18-19	23
• 20-29	200
• 30-39	135
• 40-49	193
• 50-59	138
• 60-69	62
• 70-79	11
• 80-89	2
• 90+	1

15.6% population state that they have a limiting long-term illness, health problem or disability, which limited the amount of daily activity or work that they could do.

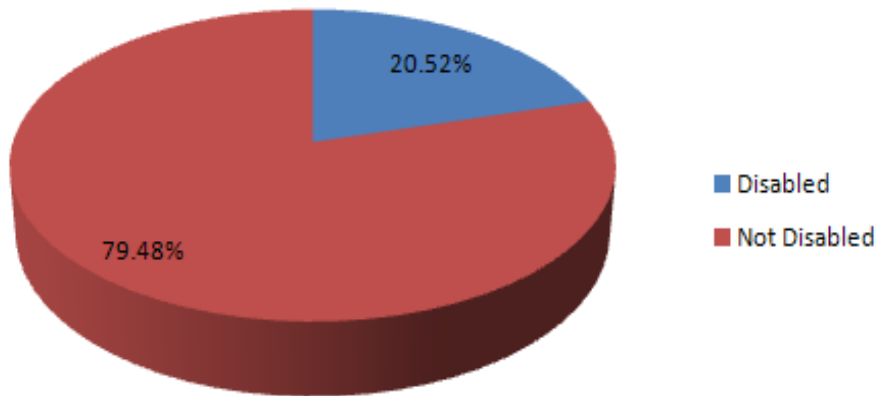


Disability Profile – Combined Themed Grant Projects



% disabled people benefiting from the projects

- The percentage of disabled users is in line with the borough population



% of funding benefiting disabled people

- Approximately 20% of spend is benefiting disabled people



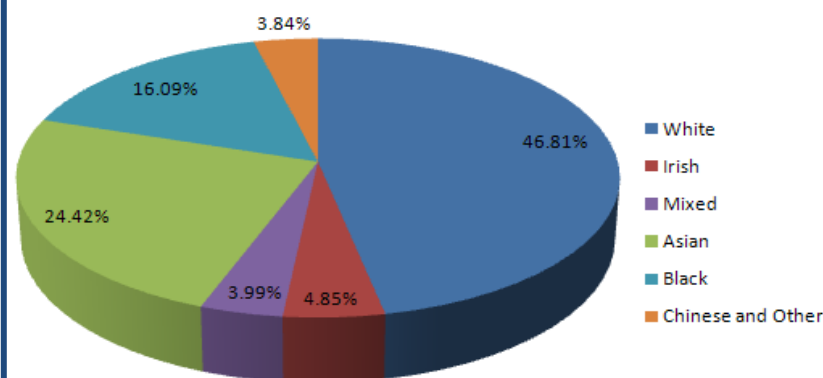
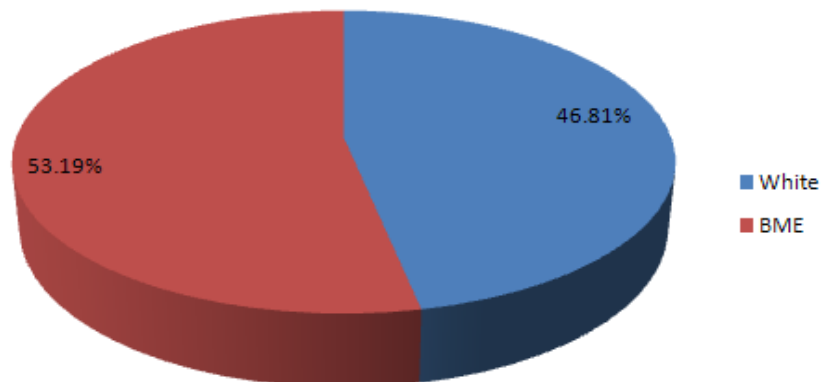
Disability Profile – Combined Themed Grant Projects

Disabled People
Asian People's Disability Alliance (100%)
Asian Women's Resource Centre (10%)
Bosnia and Herzegovina Community advice Centre (87%)
Brent Mencap (100%)
Toucan Employment (100%)
Chameleon's Amateur Dramatics society (8%)
Sea Training Corps (2%)
Brent Addiction counselling service (5%)
African Women's Care (8%)
Middlesex ITEC (2%)
OK Club (2%)
Salisbury World Refugee Centre (8%)
St Michaels Youth Project (1%)
Advance (4%)
Brent Indian Association (10%)
Elders Voice (61%)
Groundwork London (1%)
Thames 21 (5%)
Brent Homeless User Group (12%)

% of disabled people by organisation

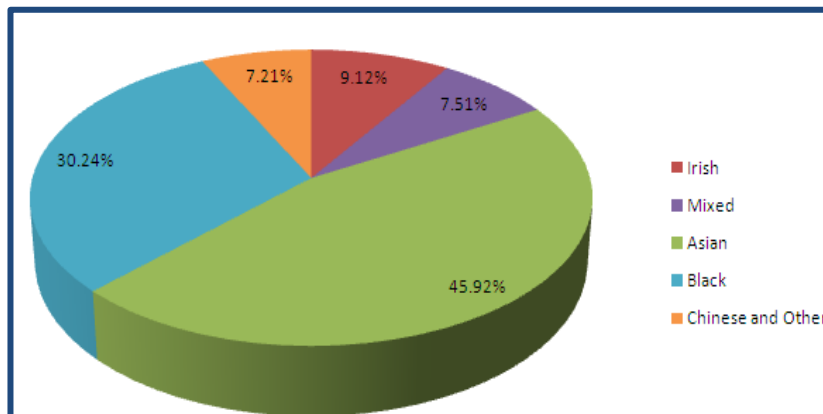


Race Profile – Brent Population



- 53% of the population are Black, Asian and Minority Ethnic groups.
- 62% of the population are from a group other than White British

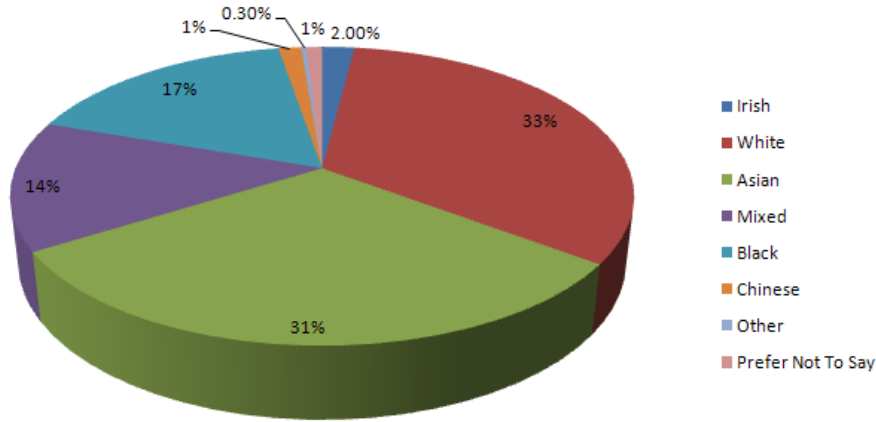
- Diverse BME profile with largest proportions of the population being Indian, Black Caribbean and Black African



(ONS 2009)

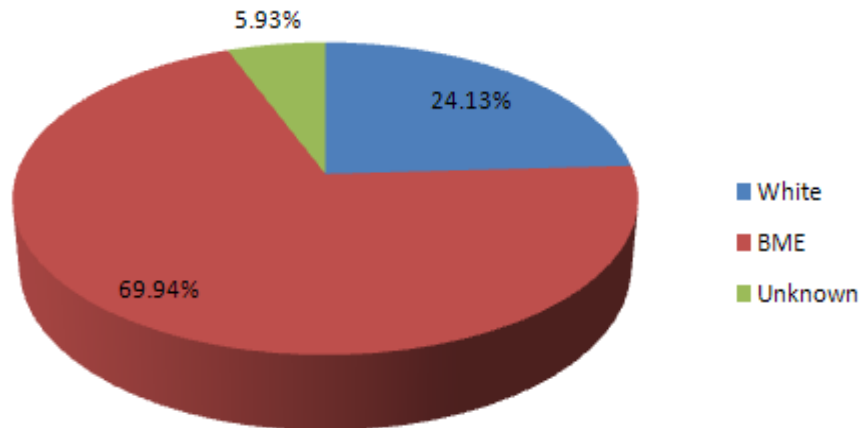


Race Profile- Combined Themed Grant Projects



% people benefiting from projects by race

- Slightly more people from BME backgrounds are benefiting from projects

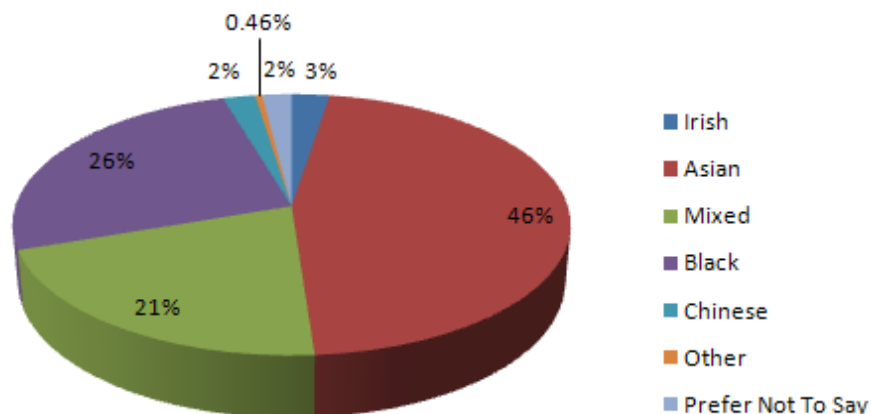


% funding benefiting different groups

- Majority of spend benefiting people from BME backgrounds

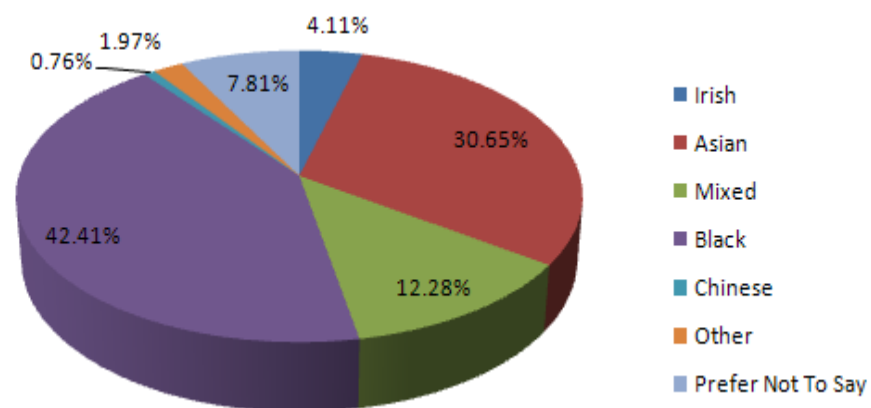


BME Race Profile – Combined Themed Grant Projects



People from BME backgrounds benefiting from projects

- Compared to the borough population, there are slightly more users from an Asian background



Spend by BME Backgrounds

- 42% of spend is benefiting users from a Black ethnic background and 31% of spend is benefiting users from an Asian ethnic background



Race Profile – Combined Themed Grant Projects

BME Backgrounds
Asian People's Disability Alliance-100% Asian
Asian Women's Resource Centre-100% Asian
Bethel Community Services -100% Black
Centre for peaceful solution -21% Asian, 21% Mixed, 53% Black
St Michaels Youth Project -2.5% Irish, 1% Asian, 90% Black, 1.5% Chinese
Advance -1.6% Irish, 21% Asian, 4% Mixed, 30% Black, 1% Chinese, 13% Other
Salisbury World Refugee Centre - 19% Asian, 25% Black
Brent Mencap -3% Irish, 24% Asian, 3% Mixed, 35% Black, 3% Chinese, 7% Other
Drama Workhouse - 6% Irish, 8% Asian, 34% Mixed, 23% Black
OK Club - 1% Irish, 1% Asian, 10% Mixed, 61% Black, 0.1% Chinese, 4% Other
Bang Edutainment -1.9% Asian, 15% Mixed, 76% Black
Brent Homeless Users Group - 5% Irish, 1% Asian, 11% Mixed, 65% Black, 1% Chinese, 2% Other
Chameleon's Amateur Dramatics Society- 4% Irish, 38% Asian, 15% Mixed, 15% Black, 4% Chinese
Middlesex ITEC- 5% Irish, 28% Asian, 38% Black, 1% Chinese
SABA UK Unsigned- 21% Asian, 13% Mixed, 54% Black
African Women's Care- 91% Black, 3% Other
Brent Indian Association- 98% Asian, 1.4% Black, 0.1% Chinese
Kilburn Youth Centre- 15% Asian, 65% Mixed, 7% Black
St Raphael's Youth Football and Sports- 5% Irish, 6% Asian, 9% Mixed, 67% Black



Race Profile – Combined Themed Grant Projects

Range of Backgrounds

Minster Centre- 39% White, 12% Asian, 7% Mixed, 12% Black, 2% Other, 27% Not Willing to Say

Groundwork- 43% White, 1% Irish, 19% Asian, 14% Mixed, 21% Black, 2% Chinese

Elders Voice- 45% White, 10% Irish, 12% Asian, 2% Mixed, 31% Black, 0.1% Chinese

Brent Adolescent Centre- 37% White, 6% Irish, 15% Asian, 22% Mixed, 19% Black, 1% Chinese

Brent Bereavement Services- 31% White, 8% Irish, 20% Asian, 16% Mixed, 24% Black, 2% Chinese

Sea Training Corps- 22% White, 4% Irish, 10% Asian, 3% Black, 2% Chinese, 59% Not Willing to Say

Brent Addiction Counselling Service- 46% White, 21% Irish, 16% Asian, 18% Black

Brent Neighbourhood Watch Association- 39% White, 11% Irish, 31% Asian, 8% Mixed, 10% Black, 1% Chinese

Bosnia and Herzegovina Community Advice Centre-
100% White

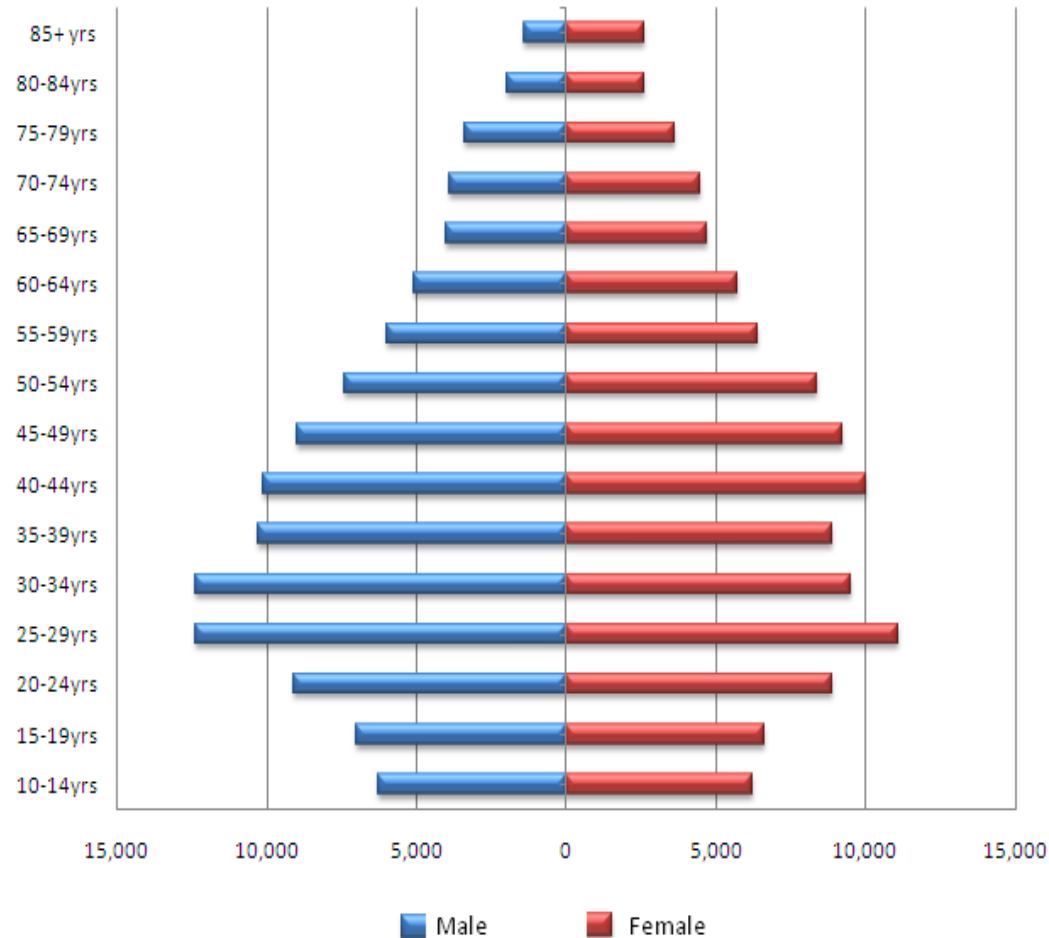
This organisation had a number of people who prefer not to say:

Toucan Employment- 36% White, 50% Prefer not to say



Sex Profile – Brent Population

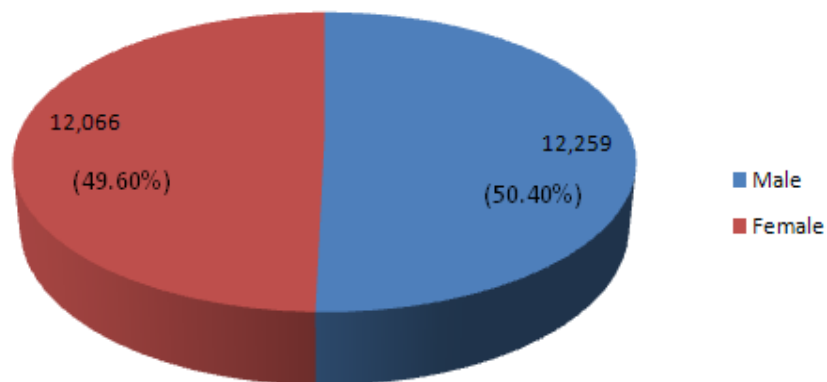
- 129,100 males
- 127,400 females



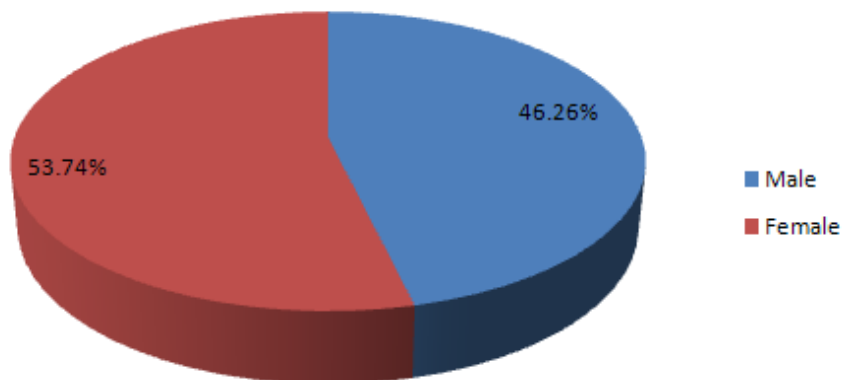
(ONS 2010)



Sex Profile – Combined Themed Grant Projects



Approximately half of the users benefiting from the services are male, which is in line with the population figures



Slightly more of the spend is benefiting females



Sex Profile – Combined Themed Grant Projects

Female
Asian Women's Resource Centre- 100%
Advance- 100%
African Women's Care- 80%
Brent Bereavement Services- 59%
Elders Voice- 69%
Chameleons amateur dramatics- 56%
Salisbury World Refugee Centre- 78%
St Michael's youth project- 80%
Volunteer Reading Help- 100%
Groundwork- 60%

Male
Asian People's Disability Alliance- 67%
Kilburn Youth Centre- 59%
Bang Edutainment- 57%
Brent Homeless Users Group- 57%
Brent Mencap- 63%
Drama Workhouse- 85%
OK Club- 72%
Bosnia and Herzegovina Community Advice Centre- 53%
Thames 21- 52%
Brent Schools Football Association- 90%



Equality Impact Analysis Data

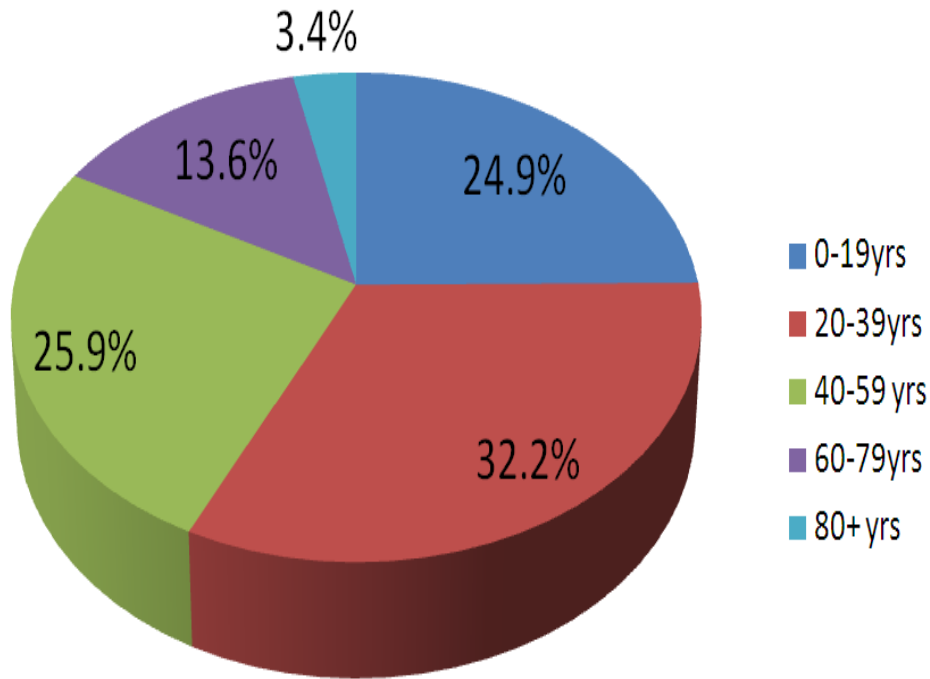
Children and Young People



Limitations in data quality

- The data provided does not include the additional protected characteristics recently brought in under the Equality Act 2010
- The equality monitoring does not conform to the latest equality monitoring guidelines with consistent sub categorisation under each protected characteristics
- Not all projects have provided equality data just related to the project, a number have provided data relating to all provision by their organisation
- Data to develop this initial draft equality impact assessment was extracted from several sources including self-assessment forms, grant applications and project monitoring reports. Consequently, some figures may be older than others and some may not represent the current state of the organisation.
- There are a few more gaps in the data provided relating to children and young people's projects.
- Requests were made to all projects for updated equality monitoring relating to the projects they are receiving funding for including all protected characteristics now included in equality monitoring in line with the Equality Act 2010. Many do not yet collect data in this way and only a few provided updated data

Age Profile – Brent Population



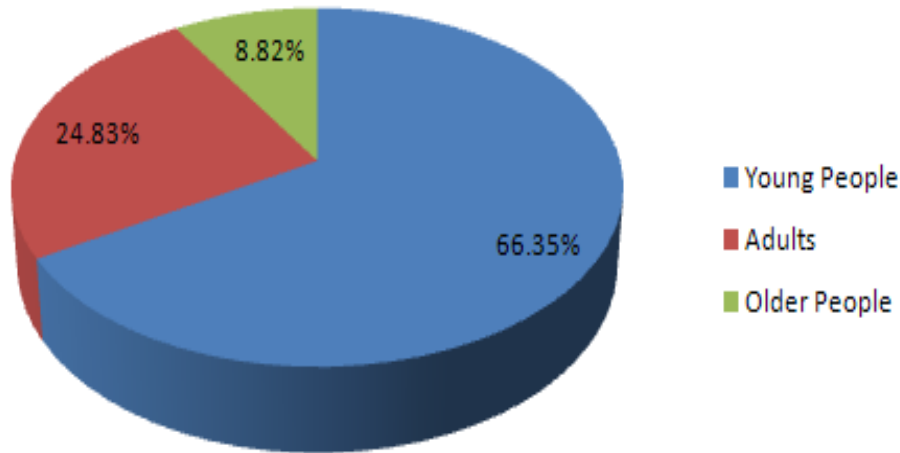
- 63,800 young people(0-19yrs)
- 149,100 adults (19-59yrs)
- 43,600 older people (60+ yrs)

(ONS 2010)



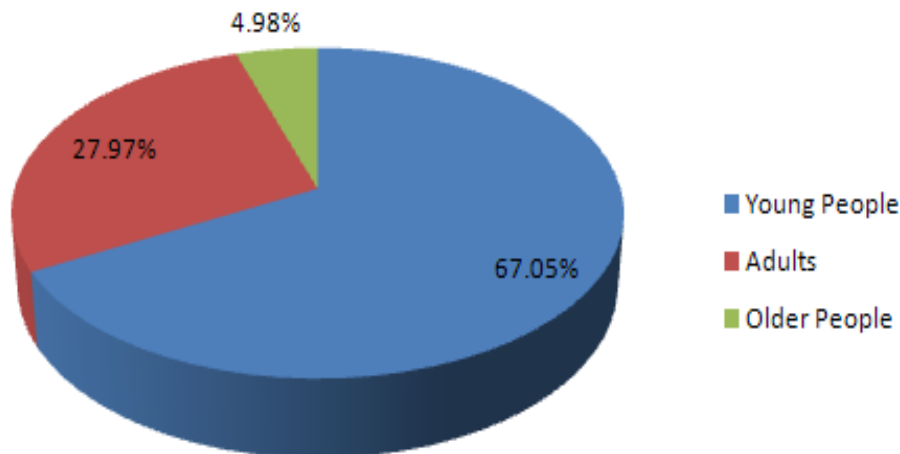
Age Profile – Children and Young People Grant Projects

Incomplete data



% people benefiting from the projects by age

- The majority of projects benefit young people directly, with 25% of people benefiting adults



% funding benefiting people by age

- Two thirds of the funding is directly benefiting young people



Age Profile – Children and Young People Grant Projects

Incomplete data

Children and Young People

Asian People's Disability Alliance

Asian Women's Resource Centre

Bang Edutainment

Bethel Community Services

Brent Adolescent Centre

Brent Bereavement Service

Brent Schools Football Association

Drama Workhouse

OK Club

SABA UK Unsigned

St Michael's Youth Project

Sea Training Corps

Victim Support

Volunteer Reading Help

These organisations
have a majority of
children and young
people using their
services



Age Profile - Children and Young People Grant Projects

Incomplete data

Mixed Age Groups

Brent Homeless Users Group

Middlesex ITEC

Salisbury World Refugee Centre

Centre for Peaceful Solution

Chameleon's Amateur Dramatic Society

Adults

Brent Mencap

The age profile is similar to that of the population, classifying the organisation as attracting mixed age groups

A few organisations have a majority of adult users, however their project specifically benefits young people.



Age – Children and Young People Project Highlights

- The criteria for these grants sought organisations who deliver services to children and young people
- Meeting some of the criteria could involve support provided to adults as well as children and young people

Disability Profile – Brent Population

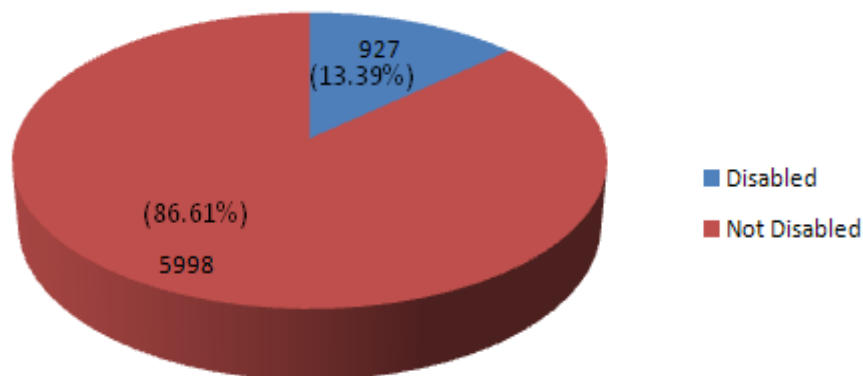
- In 2010-11 there were 765 people with learning disabilities known to Brent council.
- The majority of people with learning disabilities known to the council are aged between 20 and 59.
- The breakdown by gender is: Male 58% female 42%.
- The age breakdown of clients with learning disabilities is as follows:

• 18-19	23
• 20-29	200
• 30-39	135
• 40-49	193
• 50-59	138
• 60-69	62
• 70-79	11
• 80-89	2
• 90+	1

15.6% population state that they have a limiting long-term illness, health problem or disability, which limited the amount of daily activity or work that they could do.

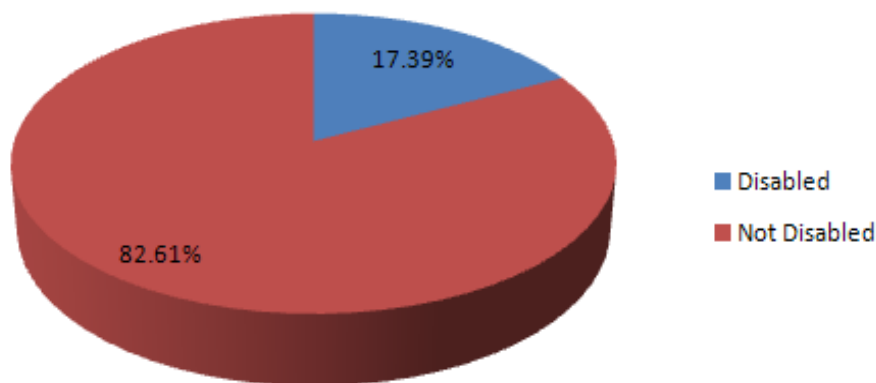


Disability Profile - Children and Young People Grant Projects



% disabled people benefiting from the projects

- Disabled users benefiting from these projects is just below that seen in the borough population



% of funding benefiting disabled people

- Allocated funding is in line with the proportion of disabled users



Disability Profile – Children and Young People Grant Projects

Disabled People

Asian People's Disability Alliance (100%)

Asian Women's Resource Centre (10%)

Brent Mencap (100%)

Chameleon's Amateur Dramatics society (8%)

Sea Training Corps (2%)

Middlesex ITEC (2%)

OK Club (2%)

Salusbury World Refugee Centre (8%)

St Michaels Youth Project (1%)

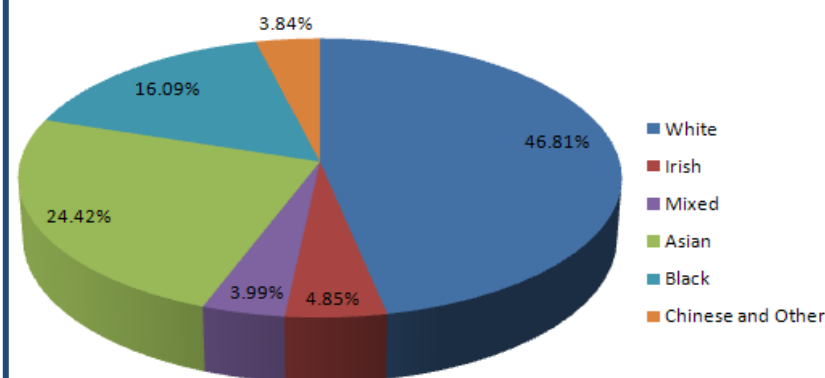
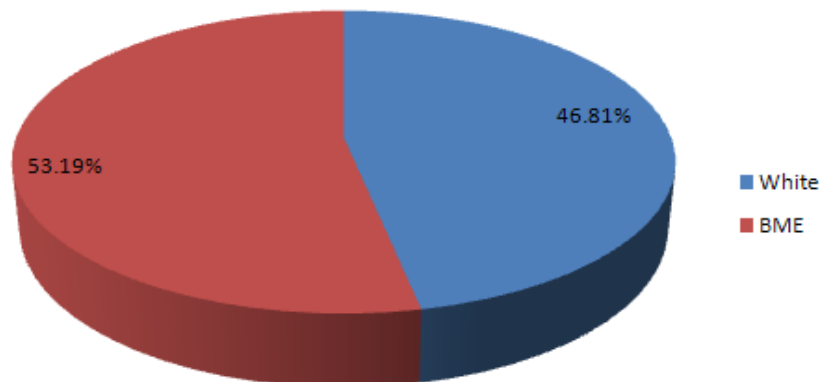
Brent Homeless User Group (12%)

% of disabled people by organisation

Highlights varied engagement of disabled people by projects

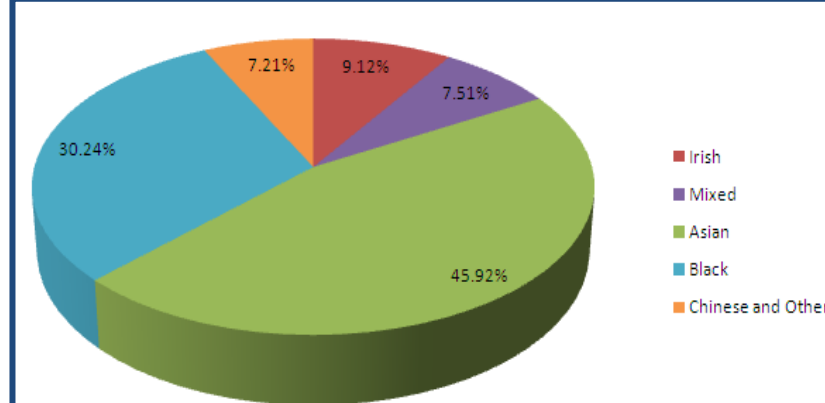


Race Profile – Brent Population



- 53% of the population are from Black, Asian and Minority Ethnic backgrounds.
- 62% of the population are from a category other than White British

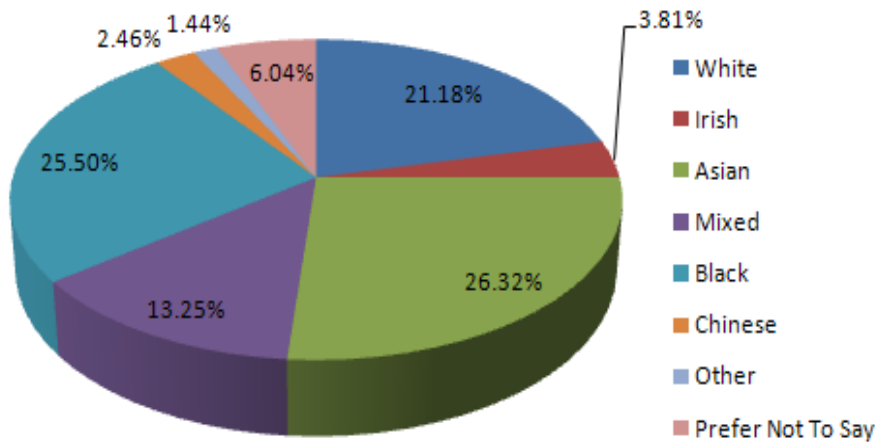
- Diverse BME profile with largest proportions of the population being Indian, Black Caribbean and Black African



(ONS 2009)

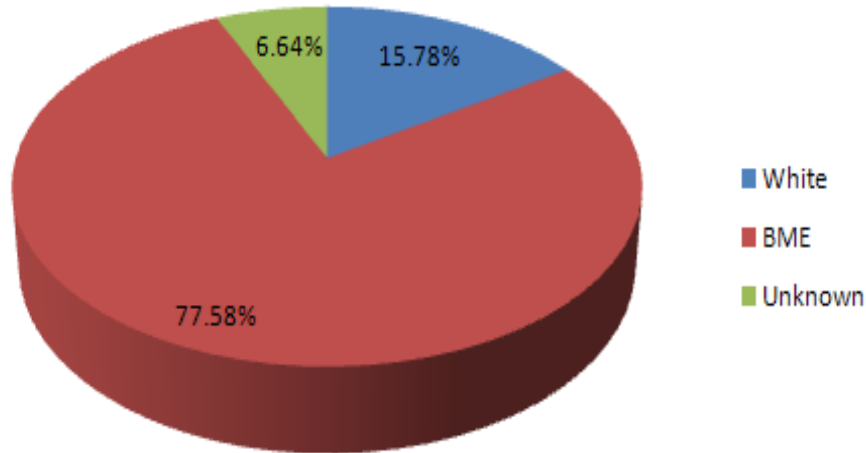


Race Profile - Children and Young People Grant Projects



% people benefiting from projects by race

The majority of people benefiting from the projects are from BME communities

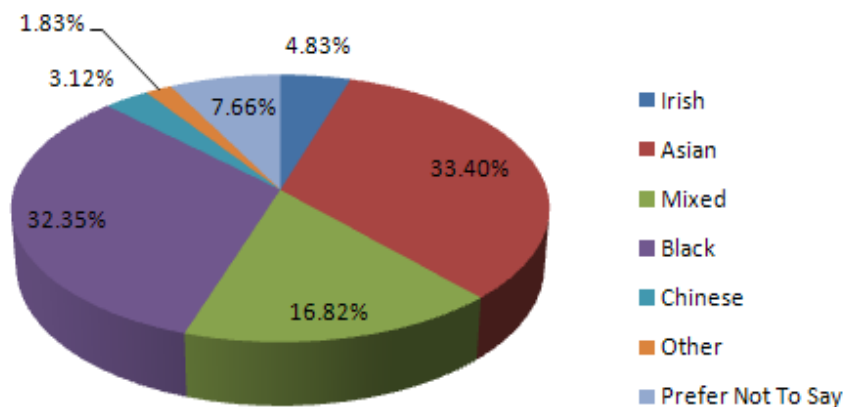


% funding benefiting different groups

The majority of funding is benefiting BME communities

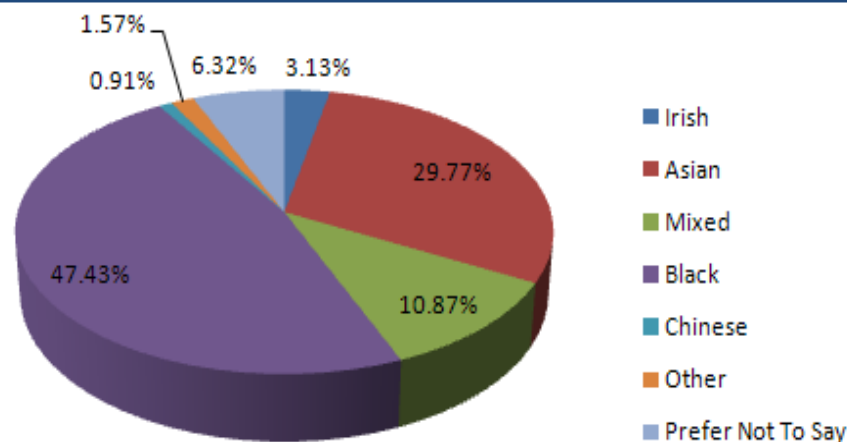


BME Race Profile- Children and Young People Grant Projects



People from BME backgrounds benefiting from projects

- The number of users from Black BME communities is in line with that in the borough population. The number of users from Asian BME communities is below that seen in the borough population.



Spend by BME Backgrounds

- A large proportion of the funding is benefiting those from black BME communities .



Race Profile – Children and Young People Grant Projects

BME Backgrounds
Asian People's Disability Alliance-100% Asian
Asian Women's Resource Centre-100% Asian
Bethel Community Services -100% Black
Centre for peaceful solution -21% Asian, 21% Mixed, 53% Black
St Michaels Youth Project -2.5% Irish, 1% Asian, 90% Black, 1.5% Chinese
Salisbury World Refugee Centre - 19% Asian, 25% Black
Brent Mencap -3% Irish, 24% Asian, 3% Mixed, 35% Black, 3% Chinese, 7% Other
Drama Workhouse - 6% Irish, 8% Asian, 34% Mixed, 23% Black
OK Club - 1% Irish, 1% Asian, 10% Mixed, 61% Black, 0.1% Chinese, 4% Other
Brent Homeless Users Group - 5% Irish, 1% Asian, 11% Mixed, 65% Black, 1% Chinese, 2% Other
Chameleon's Amateur Dramatics Society- 4% Irish, 38% Asian, 15% Mixed, 15% Black, 4% Chinese
Middlesex ITEC- 5% Irish, 28% Asian, 38% Black, 1% Chinese
SABA UK Unsigned- 21% Asian, 13% Mixed, 54% Black



Race Profile – Children and Young People Grant Projects

Range of Backgrounds

Brent Adolescent Centre- 37% White, 6% Irish, 15% Asian, 22% Mixed, 19% Black, 1% Chinese

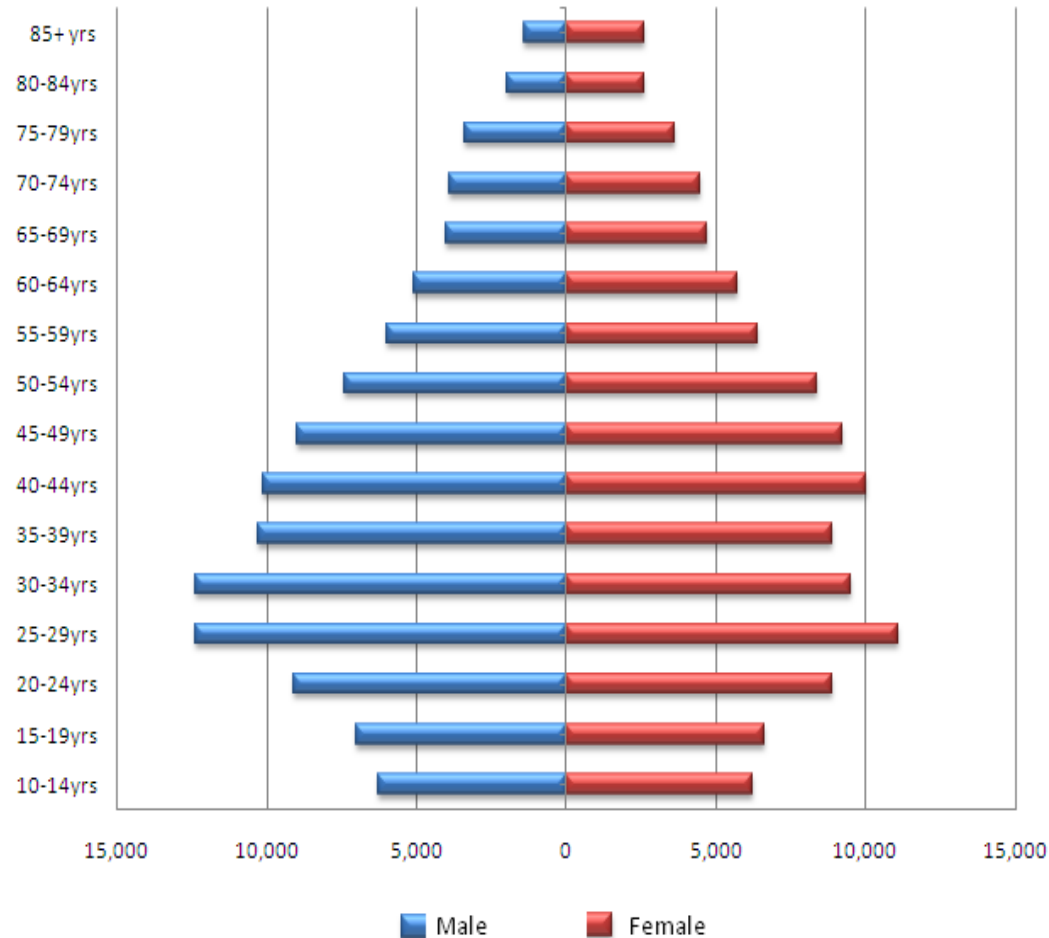
Brent Bereavement Services- 31% White, 8% Irish, 20% Asian, 16% Mixed, 24% Black, 2% Chinese

Sea Training Corps- 22% White, 4% Irish, 10% Asian, 3% Black, 2% Chinese, 59% Not Willing to Say



Sex Profile – Brent Population

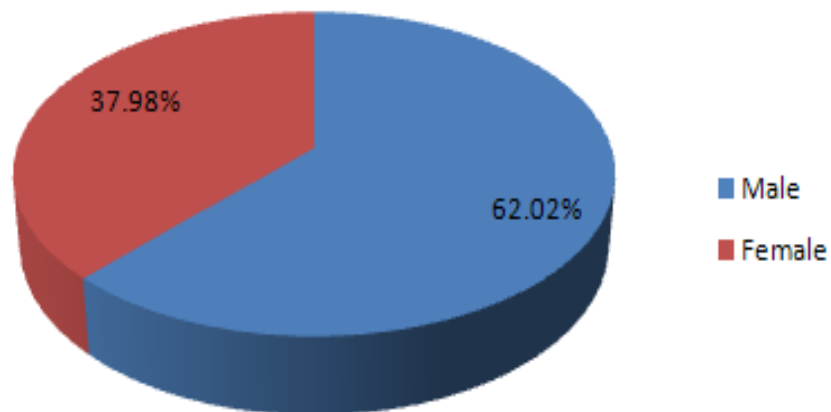
- 129,100 males
- 127,400 females



(ONS 2010)

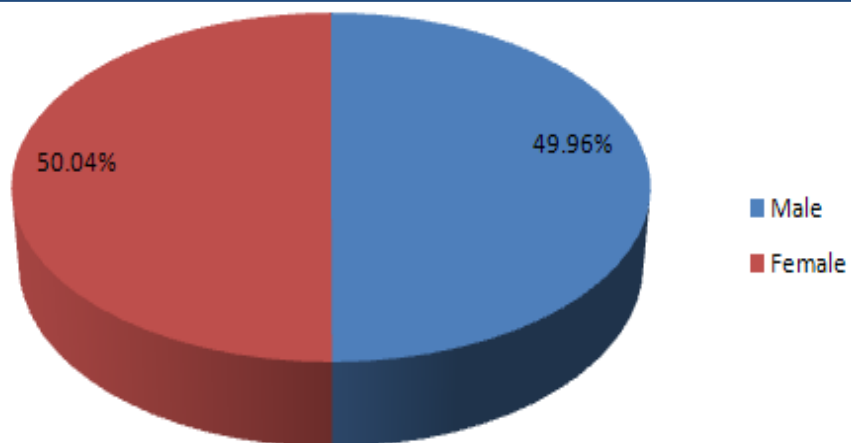


Sex Profile - Children and Young People Grant Projects



The majority of people benefiting from projects are male

Funding is benefiting male and female in roughly the same proportions as the borough population.



Sex Profile – Children and Young People Grant Projects

Female

Asian Women's Resource Centre- 100%

Brent Bereavement Services- 59%

Chameleons amateur dramatics- 56%

Salisbury World Refugee Centre- 78%

St Michael's youth project- 80%

Volunteer Reading Help- 100%

Male

Asian People's Disability Alliance- 67%

Brent Homeless Users Group- 57%

Brent Mencap- 63%

Drama Workhouse- 85%

OK Club- 72%

Brent Schools Football Association- 90%



Equality Impact Analysis Data

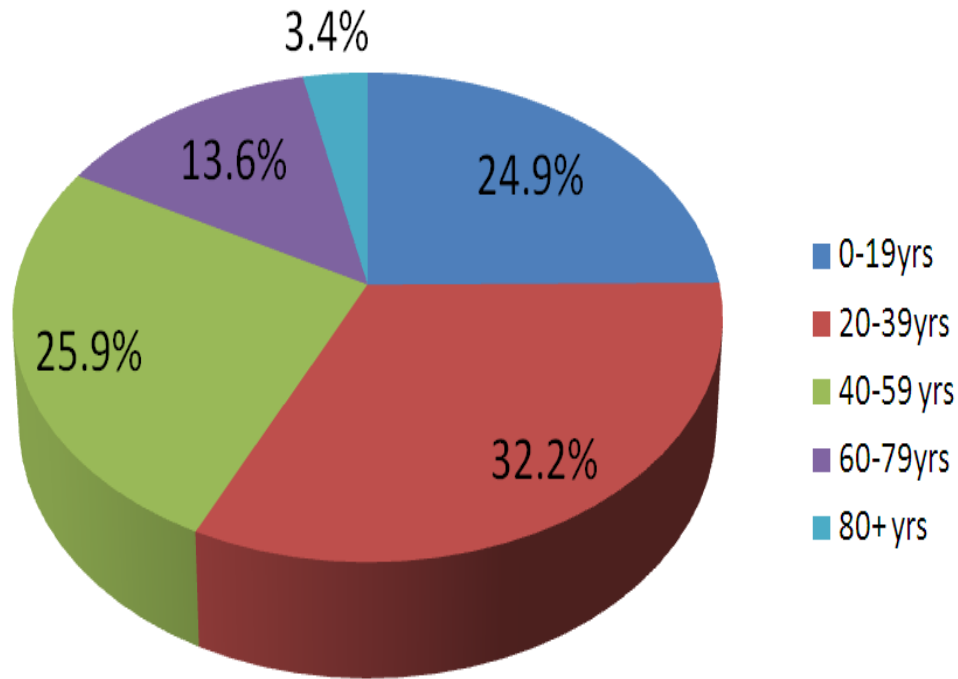
Crime and Regeneration Theme



Limitations in data quality

- The data provided does not include the additional protected characteristics recently brought in under the Equality Act 2010
- The equality monitoring does not conform to the latest equality monitoring guidelines with consistent sub categorisation under each protected characteristics
- Not all projects have provided equality data just related to the project, a number have provided data relating to all provision by their organisation
- Data to develop this initial draft equality impact assessment was extracted from several sources including self-assessment forms, grant applications and project monitoring reports. Consequently, some figures may be older than others and some may not represent the current state of the organisation.
- Requests were made to all projects for updated equality monitoring relating to the projects they are receiving funding for including all protected characteristics now included in equality monitoring in line with the Equality Act 2010. Many do not yet collect data in this way and only a few provided updated data

Age Profile – Brent Population

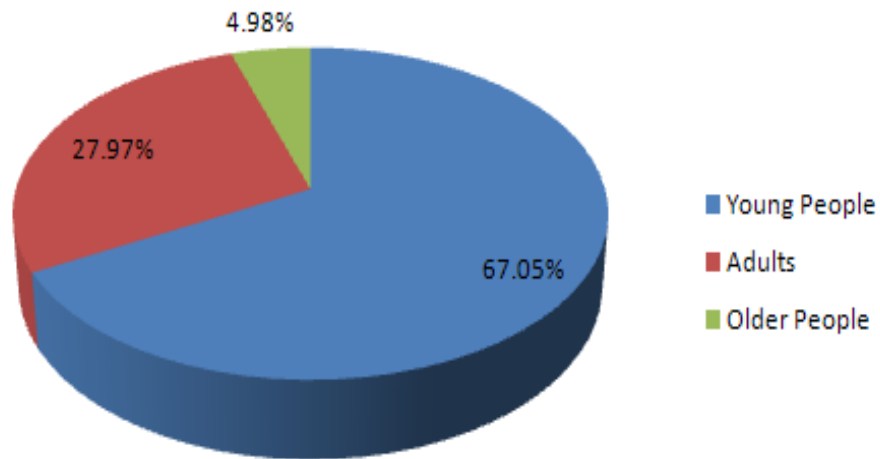


- 63,800 young people(0-19yrs)
- 149,100 adults (19-59yrs)
- 43,600 older people (60+ yrs)

(ONS 2010)



Age Profile Incomplete – Crime and Regeneration Grant Projects



% people benefiting from the projects by age

- Based on available monitoring data - over two thirds of the users are young people. The grant criteria, applications and self assessments would suggest that more young people benefit



Age Profile – Crime and Regeneration Grant Projects

Incomplete Data

Children and Young People

St Raphael's Youth Football and Sports

Kilburn Youth Centre

No data – categorisation based on project outline

Prince's Trust

These organisations
have a majority of
children and young
people using their
services



Age Profile – Crime and Regeneration Grant Projects

Incomplete Data

Mixed Age Groups

Advance

Brent Indian Association

Groundwork

Minster Centre

Thames 21

Toucan Employment

African's women's care

Brent Addiction Counselling service

No data – categorisation based on project outline

Addaction

Brent Irish Advisory Service

Brent Neighbourhood Watch Association

Cricklewood Homeless Concern

Energy Solutions

Mayhew Animal Home

Relate

The age profile is similar to that of the borough population, classifying the organisation as attracting mixed age groups



Age Profile – Crime and Regeneration Grant Projects

Incomplete Data

Older People

Bosnia and Herzegovina Community Advice Centre

African's women's care

Elders Voice

Three of the
organisations have a
majority of adult
users



Disability Profile – Brent Population

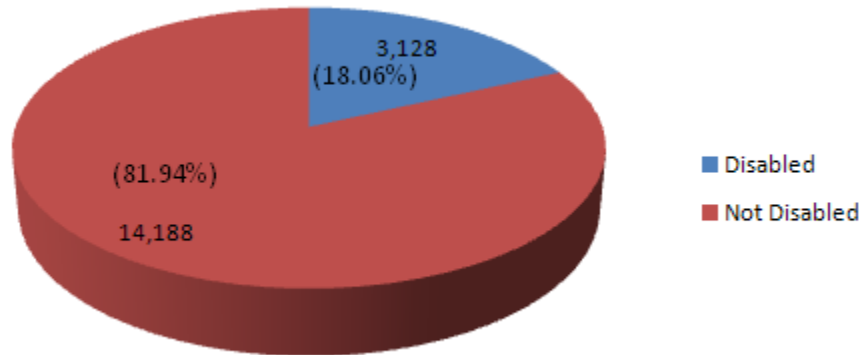
- In 2010-11 there were 765 people with learning disabilities known to Brent council.
- The majority of people with learning disabilities known to the council are aged between 20 and 59.
- The breakdown by gender is: Male 58% female 42%.
- The age breakdown of clients with learning disabilities is as follows:

• 18-19	23
• 20-29	200
• 30-39	135
• 40-49	193
• 50-59	138
• 60-69	62
• 70-79	11
• 80-89	2
• 90+	1

15.6% population state that they have a limiting long-term illness, health problem or disability, which limited the amount of daily activity or work that they could do.

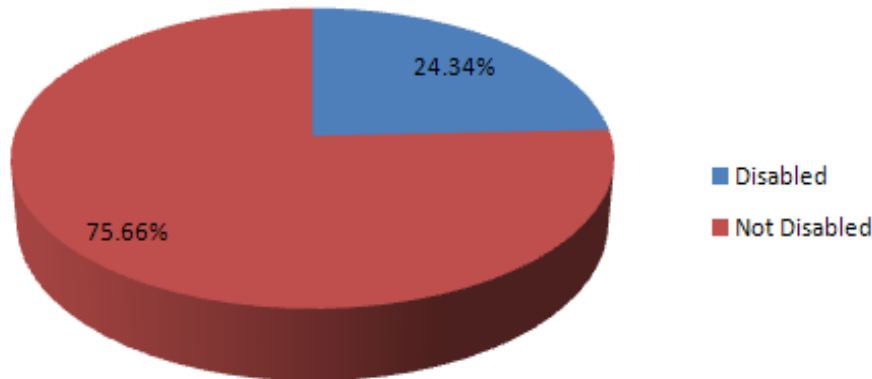


Disability Profile- Crime and Regeneration Grant Projects



% disabled people benefiting from the projects

- The number of disabled users of these services is in line with the borough population



% of funding benefiting disabled people

- A quarter of total funding for this area is benefiting disabled people



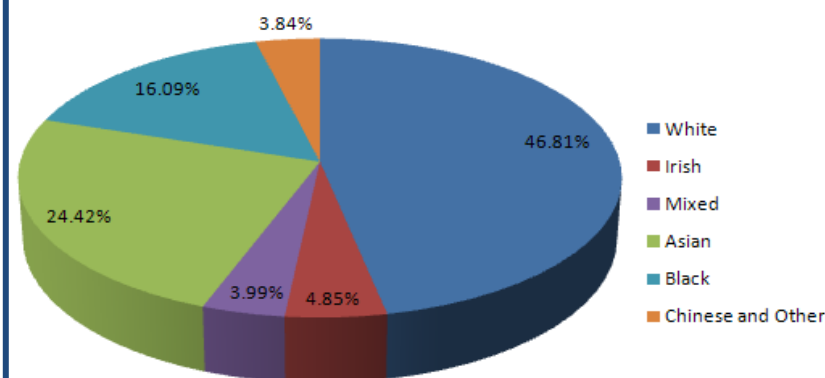
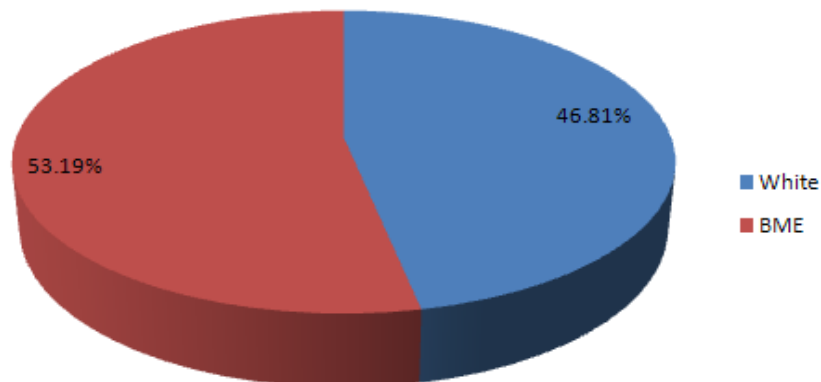
Disability Profile – Crime and Regeneration Grant Projects

Disabled People
Bosnia and Herzegovina Community advice Centre (87%)
Toucan Employment (100%)
Brent Addiction counselling service (5%)
African Women's Care (8%)
Advance (4%)
Brent Indian Association (10%)
Elders Voice (61%)
Groundwork London (1%)
Thames 21 (5%)

% of disabled people by organisation

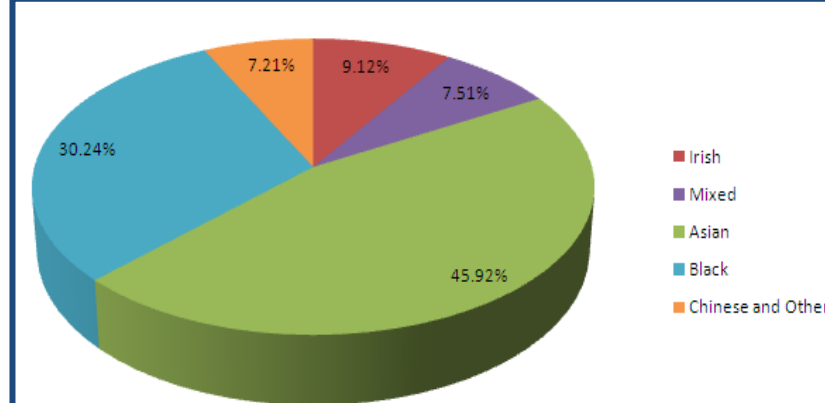


Race Profile – Brent Population



- 53% of the population are from Black, Asian and Minority Ethnic backgrounds .
- 62% of the population are from a category other than White British

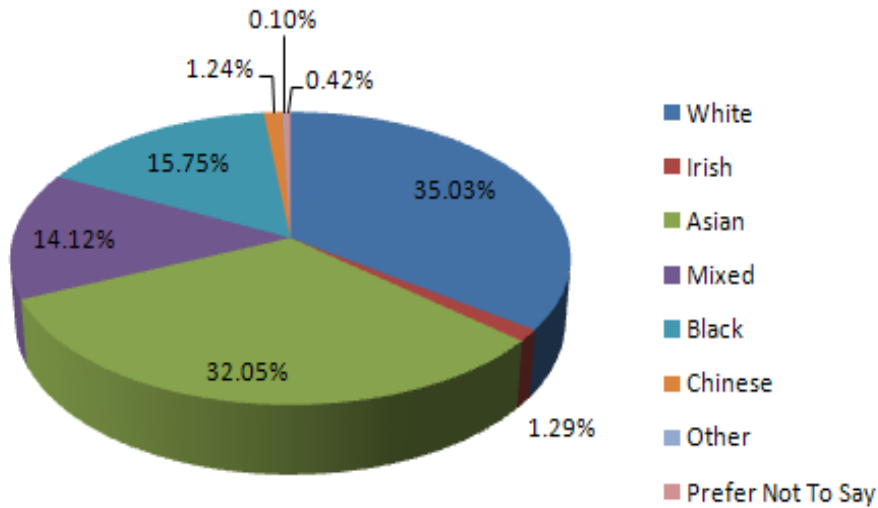
- Diverse BME profile with largest proportions of the population being Indian, Black Caribbean and Black African



(ONS 2009)



Race Profile-Crime and Regeneration Grant Projects

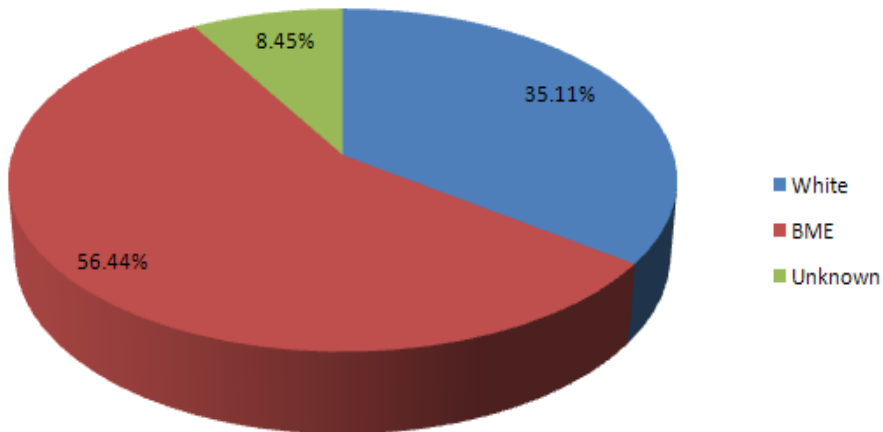


% people benefiting from projects by race

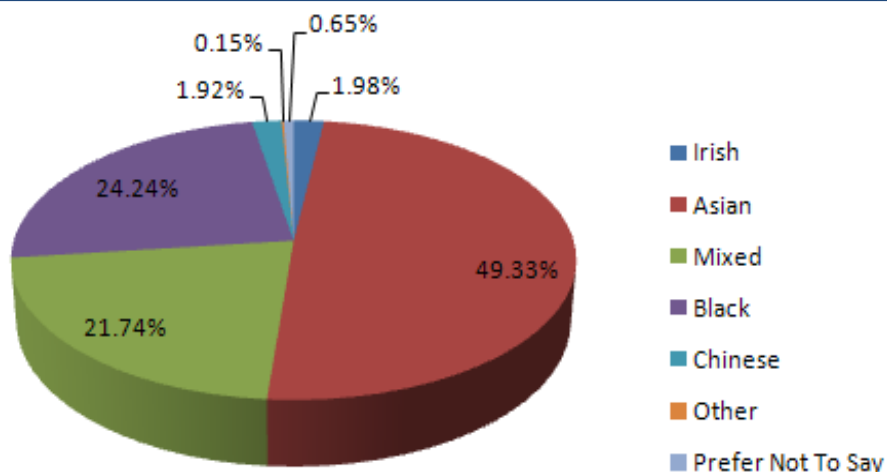
Slightly more people from Asian and Mixed ethnic backgrounds benefiting than in the borough population and slightly fewer people from an Irish ethnic background benefiting than in the borough population.

% funding benefiting different groups

- Compared to the population make up a slightly larger proportion of funding is benefiting BME communities

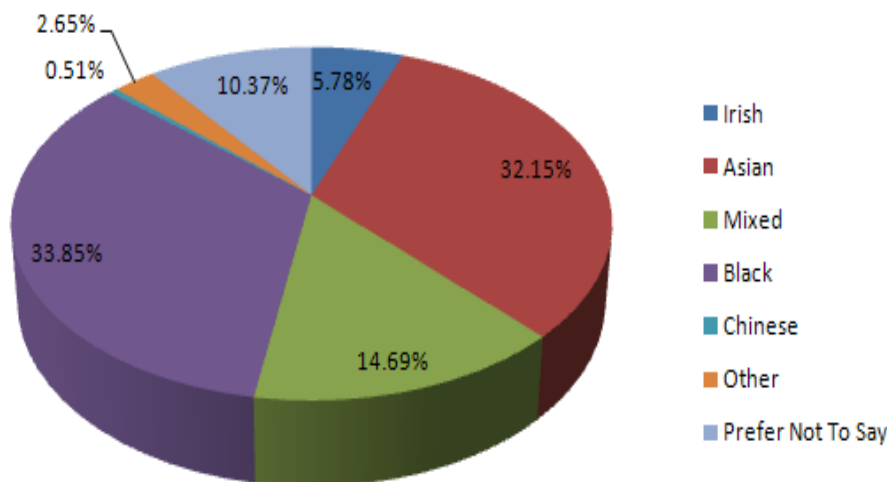


BME Race Profile- Crime and Regeneration Grant Projects



People from BME backgrounds benefiting from projects

- Within the BME Category half the people benefiting are from an Asian ethnic background



Spend by BME Backgrounds

- The funding is more evenly split between the different ethnic backgrounds with fewer people from an Asian ethnic background benefiting than in the borough population



Race Profile – Crime and Regeneration Grant Projects

BME Backgrounds

Advance -1.6% Irish, 21% Asian, 4% Mixed, 30% Black, 1% Chinese, 13% Other

Bang Edutainment -1.9% Asian, 15% Mixed, 76% Black

African Women's Care- 91% Black, 3% Other

Brent Indian Association- 98% Asian, 1.4% Black, 0.1% Chinese

Kilburn Youth Centre- 15% Asian, 65% Mixed, 7% Black

St Raphael's Youth Football and Sports- 5% Irish, 6% Asian, 9% Mixed, 67% Black



Race Profile – Crime and Regeneration Grant Projects

Range of Backgrounds

Minster Centre- 39% White, 12% Asian, 7% Mixed, 12% Black, 2% Other, 27% Not Willing to Say

Groundwork- 43% White, 1% Irish, 19% Asian, 14% Mixed, 21% Black, 2% Chinese

Elders Voice- 45% White, 10% Irish, 12% Asian, 2% Mixed, 31% Black, 0.1% Chinese

Brent Addiction Counselling Service- 46% White, 21% Irish, 16% Asian, 18% Black

Brent Neighbourhood Watch Association- 39% White, 11% Irish, 31% Asian, 8% Mixed, 10% Black, 1% Chinese

White

Bosnia and Herzegovina Community Advice Centre- 100% White

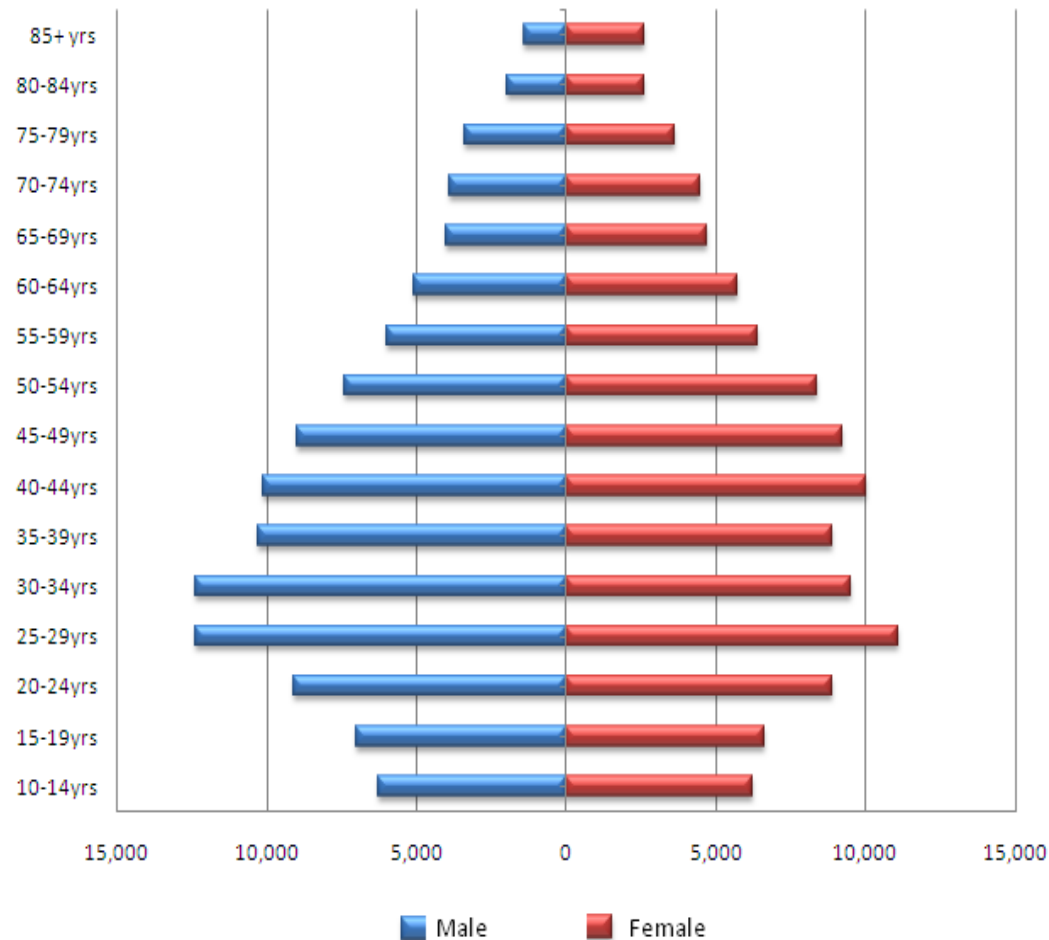
This organisation had a large number of people who answered prefer not to say to a question about ethnic background

Toucan Employment- 36% White, 50% Not Willing to Say



Sex Profile – Brent Population

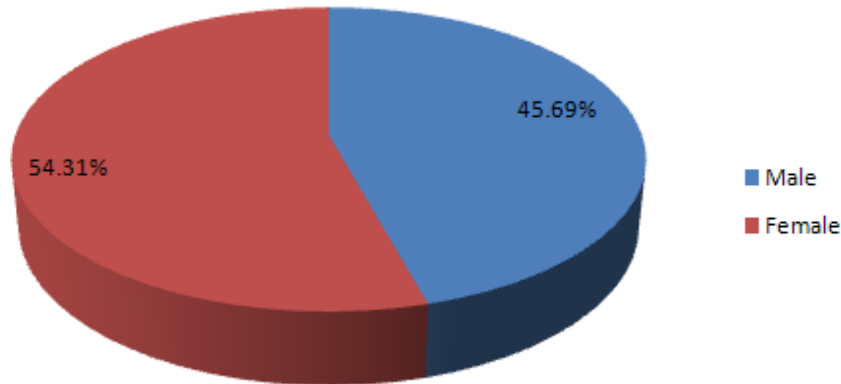
- 129,100 males
- 127,400 females



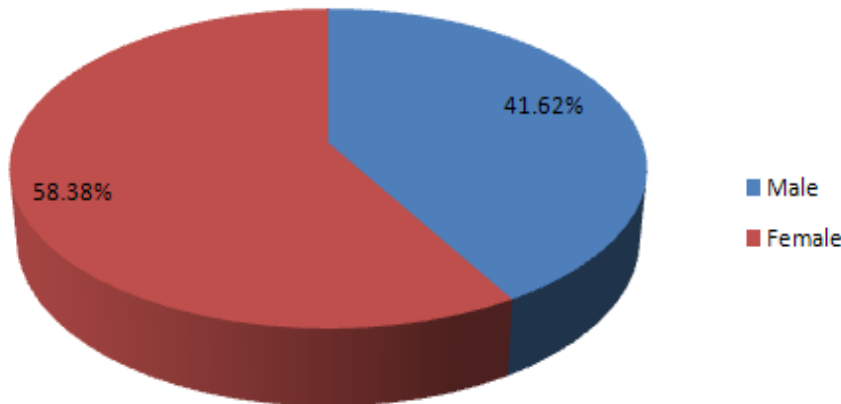
(ONS 2010)



Sex Profile- Crime and Regeneration Grant Projects



The majority of people benefiting are female



Approximately 60% of the funding is directly benefiting females rather than males.



Sex Profile – Crime and Regeneration Grant Projects

Female

Advance- 100%

African Women's Care- 80%

Elders Voice- 69%

Groundwork- 60%

Male

Kilburn Youth Centre- 59%

Bang Edutainment- 57%

Bosnia and Herzegovina Community Advice Centre- 53%

Thames 21- 52%

