

PROJECT:

Disposal of Former Carlyon Print Works

WHY IS THIS DATA BEING COLLECTED?

To ensure equal access to opportunities for Brent property.

Age	Number	Percentage	Brent (2011 Census)
65 +	1	20.00%	13.15%
55 - 64	1	20.00%	10.75%
45 - 54	1	20.00%	15.70%
35 - 44	2	40.00%	18.55%
25 - 34	0	0.00%	26.11%
16 - 24	0	0.00%	15.72%
Prefer not to say	0		

Disability	Number	Percentage
Yes	1	20.00%
No	4	80.00%
Prefer not to say	0	

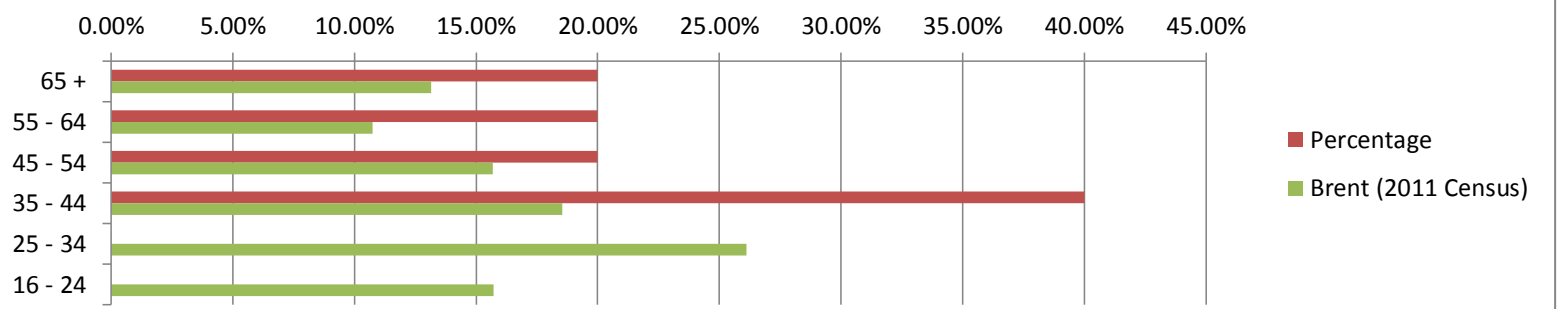
Gender	Number	Percentage	Brent (2011 Census)
Male	4	80.00%	49.96%
Female	1	20.00%	50.09%
Prefer not to say	0		

Ethnicity	Number	Percentage	Brent (2011 Census)
White - English	2	40.00%	
White - Welsh	0	0.00%	
White - Scottish	0	0.00%	
White - Irish	0	0.00%	
White - Traveller	0	0.00%	
White - Gypsy or Roma	0	0.00%	
White - Any other white	0	0.00%	
WHITE TOTAL		40.00%	36.27%
Asian/Asian British - Bangladeshi	0	0.00%	
Asian/Asian British - Pakistani	0	0.00%	
Asian/Asian British - Indian	2	40.00%	
Asian/Asian British - Chinese	0	0.00%	
Asian/Asian British - Any other Asian	0	0.00%	
ASIAN ASIAN BRITISH TOTAL		40.00%	34.06%
Black/Black British - African	0	0.00%	
Black/Black British - Somali	0	0.00%	
Black/Black British - Caribbean	0	0.00%	
Black/Black British - Any other black	1	20.00%	
BLACK/BLACK BRITISH TOTAL		20.00%	18.84%
Mixed/Multiple - White & Black Caribbean	0	0.00%	
Mixed/Multiple - White & Black African	0	0.00%	
Mixed/Multiple - White & Asian	0	0.00%	
Mixed/Multiple - Other mixed/multiple	0	0.00%	
MIXED/MULTIPLE TOTAL		0.00%	5.07%
Other ethnic group - Eastern European	0	0.00%	
Other ethnic group - Afghan	0	0.00%	
Other ethnic group - Turkish	0	0.00%	
Other ethnic group - Any other ethnic group	0	0.00%	
OTHER ETHNIC GROUP TOTAL		0.00%	5.77%
Prefer not to say	0		

Religion/Belief	Number	Percentage	Brent (2011 Census)
Agnostic	0	0.00%	0.05%
Buddhist	0	0.00%	1.38%
Christian	1	20.00%	41.48%
Hindu	1	20.00%	17.82%
Humanist	0	0.00%	0.01%
Jewish	0	0.00%	1.40%
Muslim	1	20.00%	18.65%
Sikh	0	0.00%	0.55%
No religious belief	1	20.00%	3.66%
Other religion	0	0.00%	8.10%
Prefer not to say	1	20.00%	6.90%

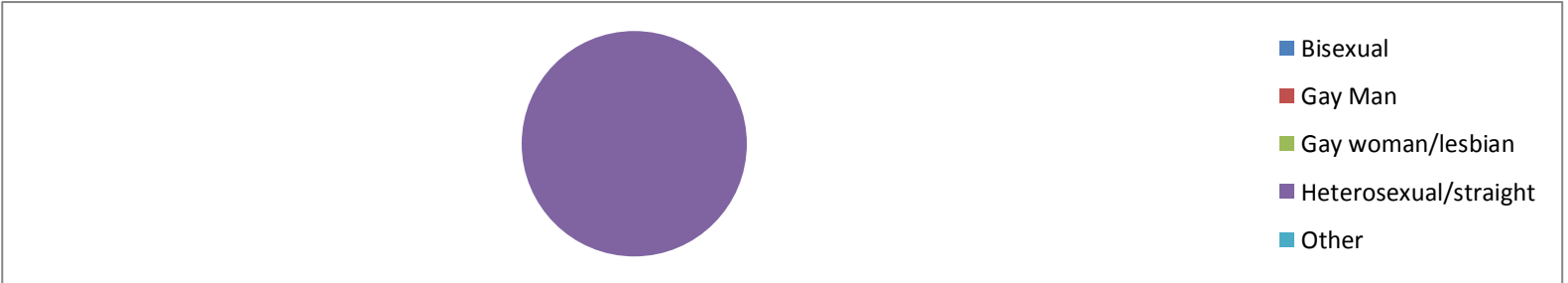
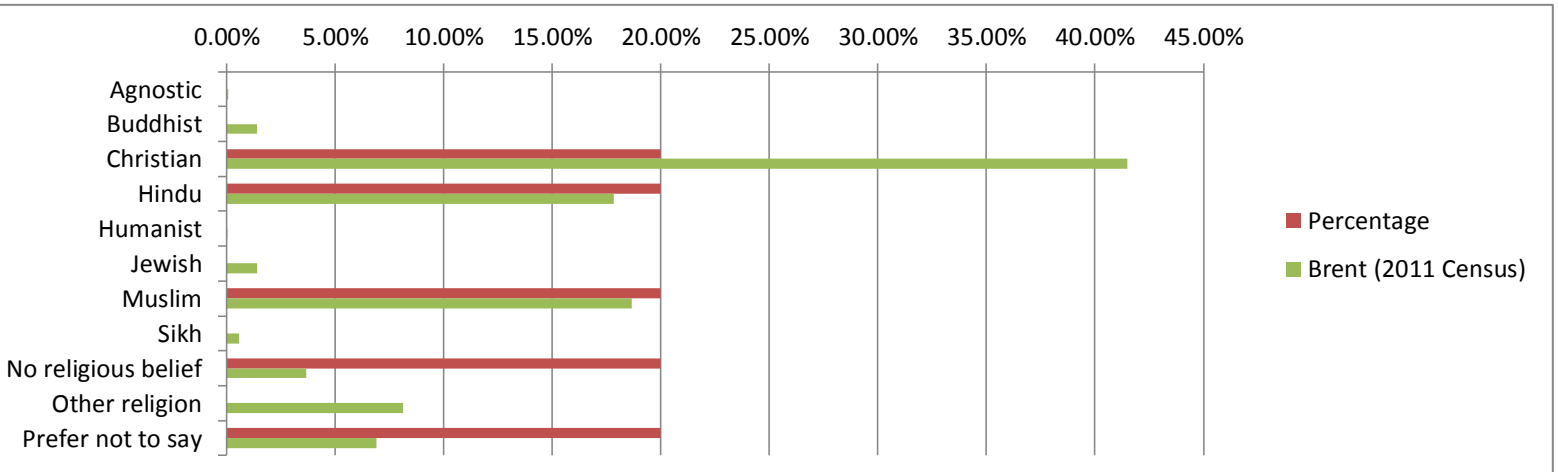
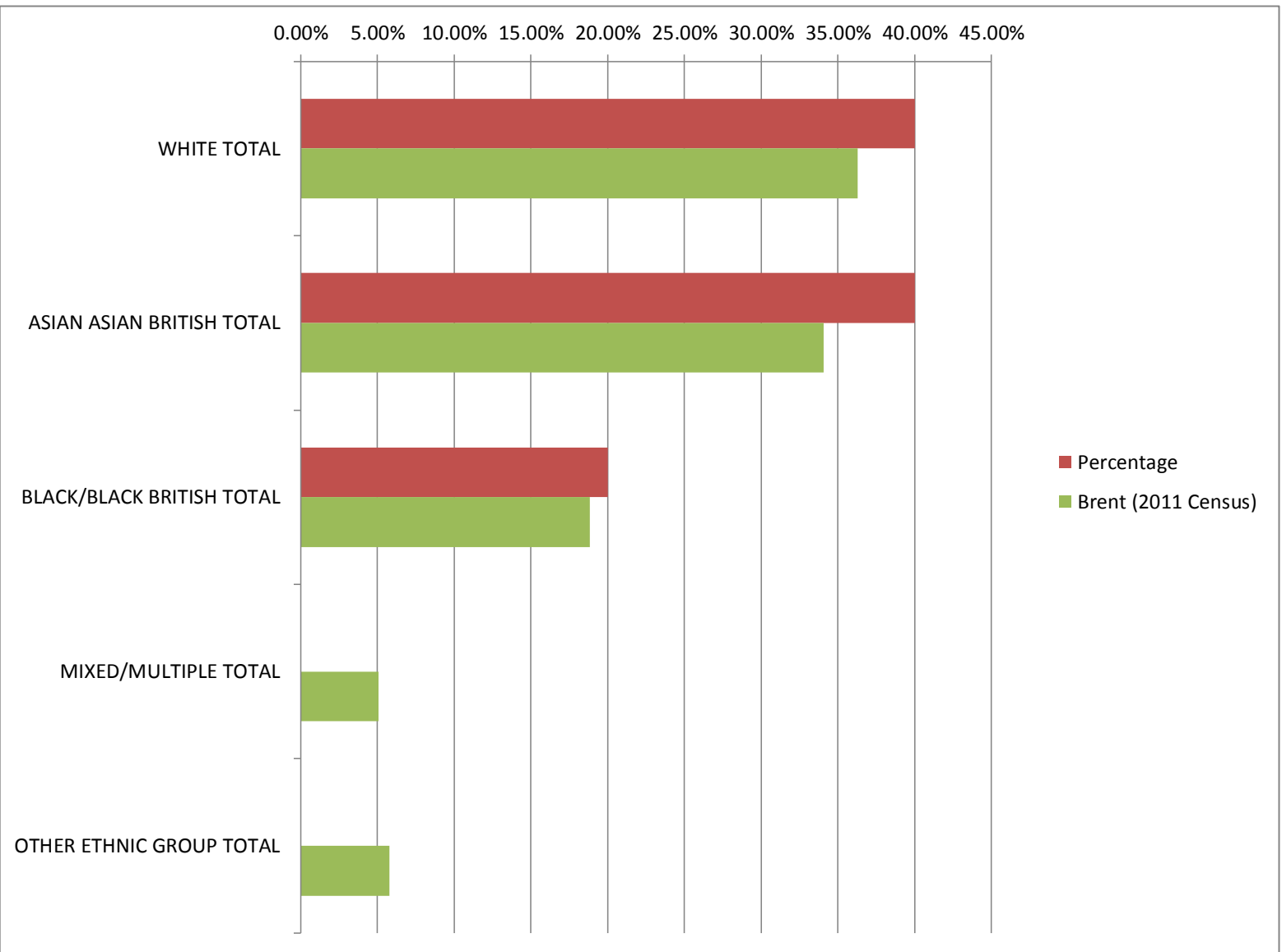
Sexual Orientation	Number	Percentage
Bisexual	0	0.00%
Gay Man	0	0.00%
Gay woman/lesbian	0	0.00%
Heterosexual/straight	5	100.00%
Other	0	0.00%
Prefer not to say	0	

Marital Status	Number	Percentage
Civil Partnership	0	0.00%
Married	2	40.00%
Single	2	40.00%
Co-habiting	1	20.00%
Prefer not to say	0	



Disability Type	Number	Percentage
Yes - limited a lot	0	0.00%
Yes - limited a little	0	0.00%
No	5	100.00%
Prefer not to say	0	

Is this your original Gender?	Number	Percentage
Yes	5	100.00%
No	0	0.00%
Prefer not to say	0	



Pregnancy/Maternity	Number	Percentage
Yes	0	0.00%
No	5	100.00%
Prefer not to say	0	